

Constant Voltage LED Power Supply

SLT100-12VL-E
SLT100-24VL-E



(only for SLT100-24VL-E)



(only for SLT100-12VL-E)

Product description:

This type of power supply is an exclusively designed stabilized power supply for LED lamp. With constant voltage (CV) , it is suitable for constant voltage lamps (12/24V DC) connected in parallel lamps .

The built-in protection circuit will shut down the power supply in case of such faults as: open circuit, short circuit, over load and over temperature protection. The power supply will restart automatically after fault correction.

Standards:

EN61347-1
EN61347-2-13
EN61547
EN55015
EN61000-3-2
EN61000-3-3
EN62384
EN62493

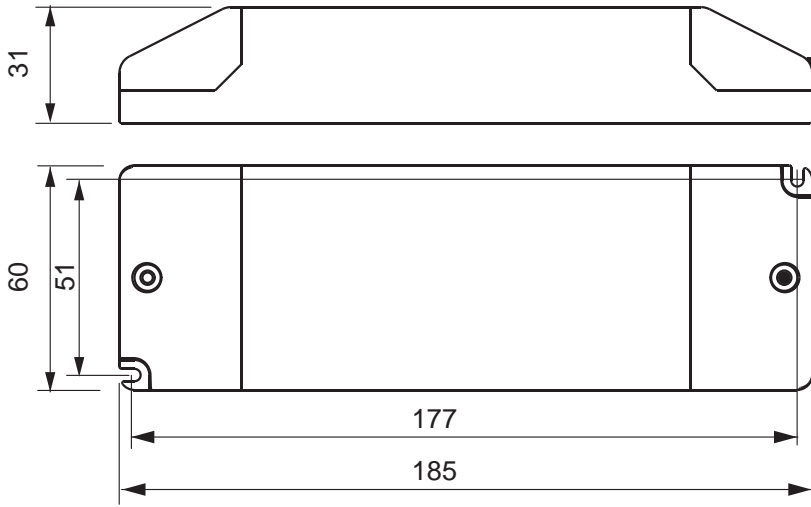
Characteristics:

- Independent power supply for constant voltage LED lamp
- Terminal block for quick connection
- Class II protection against electric shock from direct and indirect contact
- SELV output(<60V)
- Fast start-up time <0.5s
- Open circuit, short circuit, over load and over temperature protection
- Auto restart after removal of fault conditions
- Efficiency:88.5% (AC230V, full load)


Specifications:

Model	SLT100-12VL-E	SLT100-24VL-E	
Output	turn on time(S)	<0.5	<0.5
	output power(W)	100	100
	output voltage(V)	12	24
	output voltage tolerance ¹	+/-5%	+/-5%
	ripple voltage(mV)	800(Vp-p)	800(Vp-p)
	working current range(A)	0-8.33	0-4.17
	dimming interface	No	
	dimming range	n/a	
Input	rated supply voltage(Vac)	220-240	220-240
	voltage range(Vac)	198-264	198-264
	line frequency(Hz)	50/60	50/60
	input current(mA)	600	600
	efficiency ²	88.5%	91.7%
	average efficiency ³	87.0%	86.5%
	no load power consumption(W)	<0.5	<0.5
	power factor ²	0.95	0.95
	inrush current(Ipk)	50A/360us	50A/180us
Protection	over voltage protection	YES	YES
	short circuit protection	YES	YES
	over temperature protection	YES	YES
	automatic restart	YES	YES
	over load protection	YES	YES
	surge capacity	L-N: 2kV	L-N: 2kV
Ambient and Life	Ta(°C)	-20....40	-20....40
	Tc max.(°C)	80	80
	Storage Temperature(°C)	-30...80	
	ambient humidity range	5%...85%, Not condensing	
	nominal life-time(hrs)	40000@Tc=80 C	50'000@Tc=80 C
Other	weight(g)	316	
	dimensions (LxWxH)(mm)	185x60x31	
	casing material	Plastic	
	housing colour	White+Blue	
	type of protection	IP20	
	protection class	ClassII	
Note	1. Tolerance:includes set up tolerance, line regulation and load regulation. 2. Tested at full load,230Vac.Refer to""Power Factor"" and ""EFFICIENT""curve graphs. 3. Calculate the model's average efficiency for each test voltage by testing at 100%, 75%, 50%, and 25% of rated current and then computing the simple arithmetic erage of these four values. 4. All parameters NOT specially mentioned are measured at nominal voltage input, rated load and 25 of ambient temperature. 5. The power supply is considered as a component that will be operated in combination with final equipment. Since EMC performance will be affected by the complete installation, the final equipment manufacturers must re-qualify EMC Directive on the complete installation again.		

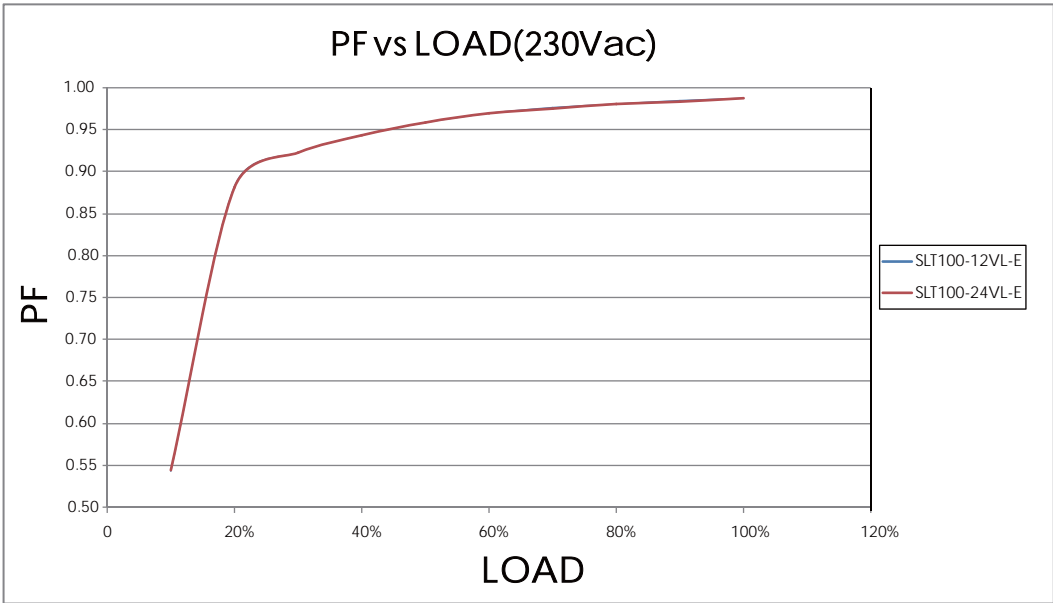
Dimensions(mm):



Wiring diagram:



Electrical curves:



note
For constant current power supply, "LOAD" means the percentage of the maximum rated output voltage.
For constant voltage power supply, "LOAD" means the percentage of the maximum rated output current.



MCBS Information:

Miniature circuit breaker Model	B10	B13	B16	B20	C10	C13	C16	C20
SLT100-12VL-E	4	5	7	8	7	8	12	14
SLT100-24VL-E	10	15	18	22	16	22	27	33

Order information:

Model	Carton	quantity(pcs)	Carton dimension(mm)	G.W./CTN(kg)
SLT100-12VL-E		30	340x210x235	15.2
SLT100-24VL-E		30	455x355x180	11.2

*Due to continuous improvements and innovations, specifications are subjected to change without notice.