

# Constant Voltage LED Power Supply

SLT100-12VFG

SLT100-24VFG-UN

SLT100-48VFG-UN



## Product description:

This type of power supply is an exclusively designed stabilized power supply for LED lamp. With constant voltage (CV) technology, it is suitable for constant voltage lamps (12/24/48V DC) connected in parallels. As an advantage of constant voltage (CV) technology, a switch can be installed between secondary side and lamps. The built-in protection circuit will shut down the power supply in case of such faults as: open circuit, short circuit, over load. The power supply will restart automatically after fault correction.

In Over Temperature Protection, the power supply will shut down in case of interior or exterior temperature exceed, after temperature goes down, this fault can be eliminate with re-power.



## Standards:

EN61347-1	UL8750
EN61347-2-13	FCC15B
EN61547	
EN55015	
EN61000-3-2	
EN61000-3-3	
EN62384	
EN62493	


## Characteristics:

- Terminal block for quick connection
- Class II protection against electric shock from direct and indirect contact
- SELV output(<60V)
- Fast start-up time <0.5s
- Open circuit, short circuit, over load and over temperature protection
- Super thin design
- No load power consumption ≤0.3W(for 12/24V version)
- Efficiency: ≥92% (AC230V, full load)




## Specifications:

Model	SLT100-12VFG	SLT100-24VFG-UN	SLT100-48VFG-UN	
Output	turn on time(S)	<0.5	<0.5	<0.5
	output power(W)	96	100W@230V 80W@120V	100W@230V 80W@120V
	output voltage(V)	12	24	48
	output voltage tolerance <sup>1</sup>	+/-5%	+/-5%	+/-5%
	ripple voltage(mV)	800(Vp-p)	800(Vp-p)	400(Vp-p)
	working current range(A)	0-8.33A	0-4.17@230V 0-3.33@120V	0-2.08@230V 0-1.67@120V
	dimming interface	No		
	dimming range	n/a		
Input	rated supply voltage(Vac)	220-240	120-240	120-240
	voltage range(Vac)	198-264	108-264	108-264
	line frequency(Hz)	50/60	50/60	50/60
	input current(mA)	600	600@230V,800@120V	600@230V,800@120V
	efficiency <sup>2</sup>	91.5%	92.3%	92.3%
	average efficiency <sup>3</sup>	89%	90%	90%
	no load power consumption(W)	<0.3	<0.3	<0.5
	power factor <sup>2</sup>	0.95	0.95	0.95
inrush current(Ipk)	35.8A/92.5uS	38.2A/92.5uS	37A/92.5uS	
Protection	over voltage protection	YES	YES	YES
	short circuit protection	YES	YES	YES
	over temperature protection	YES	YES	YES
	over load protection	YES	YES	YES
	automatic restart	Yes, except	Yes, except	Yes, except
	surge capacity	OTPL-N:1kV	L-N:1kV	L-N:1kV
Ambient and Life	Ta(°C)	-20...45	-20...45	-20...45
	Tc max.(°C)	90	90	90
	Storage Temperature(°C)	-30...80		
	ambient humidity range	5%...85%, Not condensing		
Other	nominal life-time(hrs)	50000@Tc=85 C	50000@Tc=90 C	50000@Tc=90 C
	weight(g)	216	216	216
	dimensions (LxWxH)(mm)	298x29.8x16.5		
	casing material	Plastic		
	housing colour	Grey+Blue		
	type of protection	IP20		
Note	protection class	Class II	Class II for EU;Class2 output for USA	Class II for EU;Class2 output for USA
	1. Tolerance:includes set up tolerance, line regulation and load regulation. 2. Tested at full load,230Vac.Refer to"Power Factor" and "EFFICIENT"curve graphs. 3. Calculate the model's average efficiency for each test voltage by testing at 100%, 75%, 50%, and 25% of rated current and then computing the simple arithmetic average of these four values. 4. All parameters NOT specially mentioned are measured at nominal voltage input, rated load and 25 of ambient temperature. 5. The power supply is considered as a component that will be operated in combination with final equipment. Since EMC performance will be affected by the complete installation, the final equipment manufacturers must re-qualify EMC Directive on the complete installation again.			

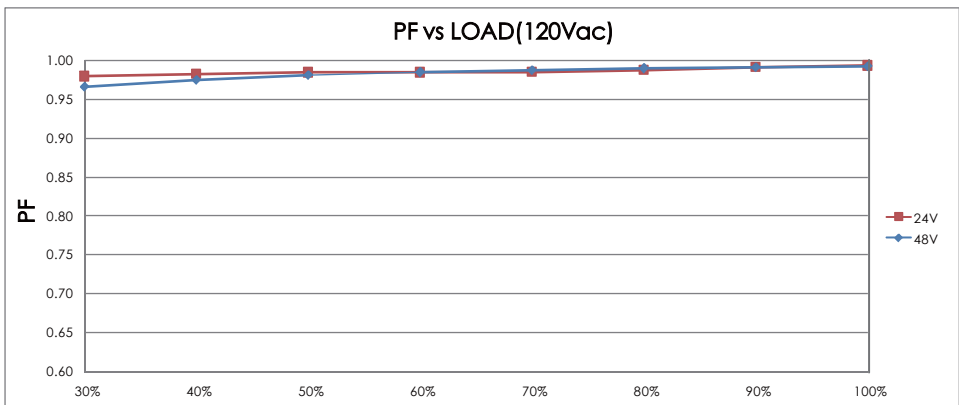
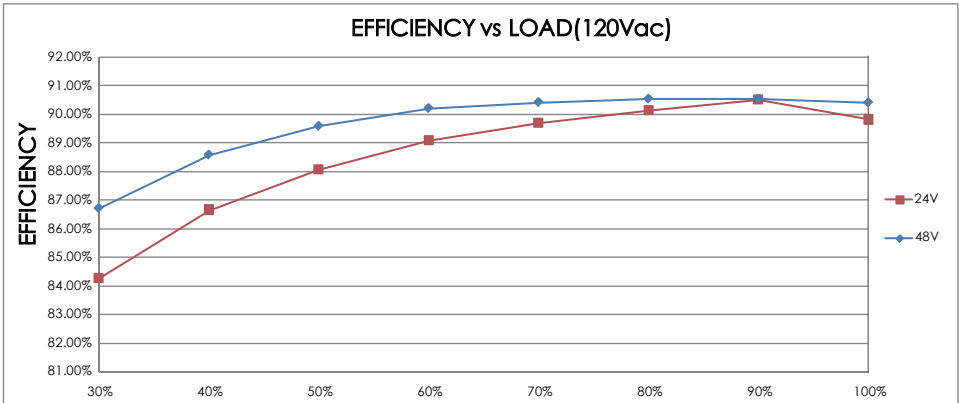
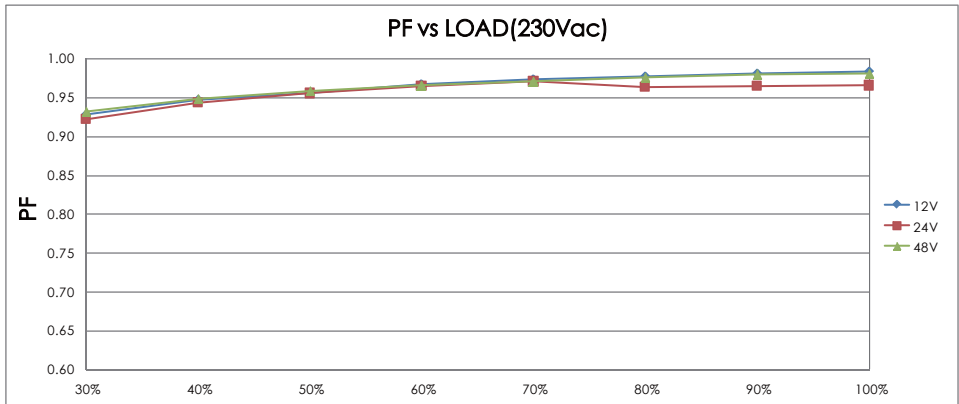
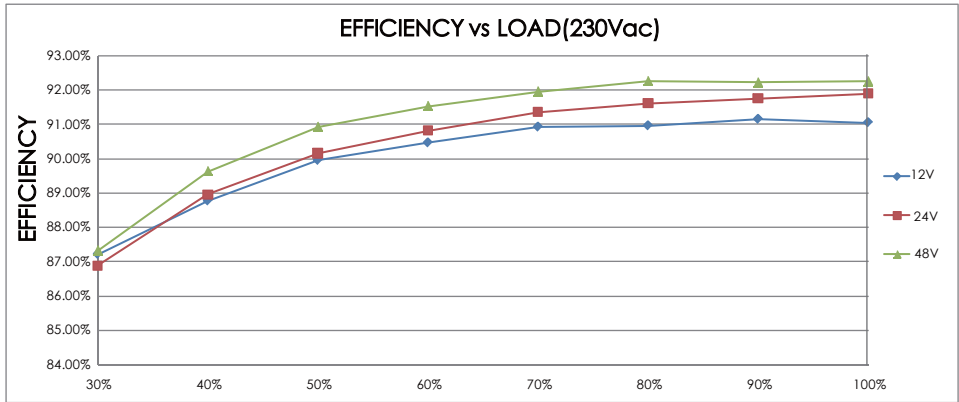
**Dimensions(mm):**



**Wiring diagram:**



**Electrical curves:**



## MCBS information:

Miniature circuit breaker Model	B10	B13	B16	B20	C10	C13	C16	C20
SLT100-12VFG	11	15	18	22	18	22	30	36
SLT100-24VFG-UN	8	11	14	17	14	17	23	28
SLT100-48VFG-UN	8	11	14	17	14	17	23	28

## Order information:

Model Carton	quantity(pcs)	Carton dimension(mm)	G.W./CTN(kg)
SLT100-12VFG	50	335x275x225	12.3
SLT100-24VFG-UN	50	335x275x225	12.2
SLT100-48VFG-UN	50	335x275x225	13