


# 500W 5"×3" Reliable Green Medical Power Supply **RPS-500** series



ANSI/AAMI ES60601-1 BS EN/EN60601-1 IEC60601-1



## ■ Features

- 5"×3" compact size
- 320W convection, 500W force air
- 550W peak power (3sec.)
- Medical safety approved (2 x MOPP) according to ANSI/AAMI ES60601-1 and IEC/BS EN/EN60601-1
- EMI for both Class I & Class II configuration
- -30~+70°C wide range operating temperature
- No load power consumption < 0.5W by PS\_ON control
- High efficiency up to 94%
- Protections: Short circuit / Overload / Over voltage / Over temperature
- 5Vdc standby output, 12Vdc fan supply, Power Good, Power Fail and remote sense
- Operating altitude up to 4000 meters (Note.5)
- LED indicator for power on
- 3 years warranty

## ■ Applications

- Oral irrigator
- Hemodialysis machine
- Medical computer monitors
- Sleep apnea devices
- Pump machine
- Electric bed

## ■ GTIN CODE

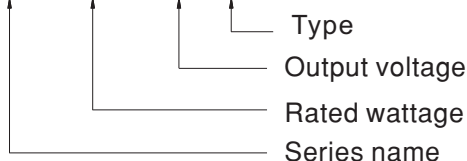
MW Search: <https://www.meanwell.com/serviceGTIN.aspx>

## ■ Description

RPS-500 is a 500W highly reliable green PCB type medical power supply with a high power density on the 5" by 3" footprint. It accepts 80~264VAC input and offers various output voltages between 12V and 48V. The working efficiency is up to 94% and the extremely low no load power consumption is down below 0.5W. RPS-500 (blank type only) is able to be used for both Class I (with FG) and Class II (no FG) system design. The extremely low leakage current is less than 220µA. In addition, it conforms to international medical regulations (2\*MOPP) and EMC BS EN/EN55011, perfectly fitting all kinds of BF rated "patient contact" medical system equipment. RPS-500 series also offers the enclosed style models( -C / TF / SF )

## ■ Model Encoding

**RPS - 500 - 12 - C**



Type	Description	Note
Blank	PCB Type	In stock
-C	Enclosed casing Type	In stock
-TF	Enclosed Type with fan on the top	In stock
-SF	Enclosed Type with fan on the side	In stock



# 500W 5"×3" Reliable Green Medical Power Supply **RPS-500** series

## SPECIFICATION

MODEL			RPS-500-12□	RPS-500-15□	RPS-500-18□	RPS-500-24□	RPS-500-27□	RPS-500-36□	RPS-500-48□	
OUTPUT	<b>DC VOLTAGE</b>		12V	15V	18V	24V	27V	36V	48V	
	<b>RATED CURRENT</b> Note.7	Blank	25CFM	41.6A	33.3A	27.8A	20.8A	18.5A	13.9A	10.4A
			Convection	26.7A	21.3A	17.8A	13.4A	11.9A	8.9A	6.7A
		- C	25CFM	41.6A	33.3A	27.8A	20.8A	18.5A	13.9A	10.4A
			Convection	25.8A	20.7A	17.2A	12.9A	11.5A	8.6A	6.5A
	- TF/SF	Built-in fan	41.6A	33.3A	27.8A	20.8A	18.5A	13.9A	10.4A	
	<b>RATED POWER</b> Note.7	Blank	25CFM	499.2W	499.5W	500.4W	499.2W	499.5W	500.4W	499.2W
			Convection	320.4W	319.5W	320.4W	321.6W	321.3W	320.4W	321.6W
		- C	25CFM	499.2W	499.5W	500.4W	499.2W	499.5W	500.4W	499.2W
			Convection	309.6W	310.5W	309.6W	309.6W	310.5W	309.6W	312W
	- TF/SF	Built-in fan	499.2W	499.5W	500.4W	499.2W	499.5W	500.4W	499.2W	
	<b>PEAK POWER(3sec.)</b>			550W						
	<b>RIPPLE &amp; NOISE (max.)</b> Note.2			200mVp-p	200mVp-p	200mVp-p	200mVp-p	200mVp-p	200mVp-p	200mVp-p
	<b>VOLTAGE ADJ. RANGE(main output)</b>			11.4~12.6V	14.3~15.8V	17.1~18.9V	22.8~25.2V	25.6 ~ 28.4V	34.2 ~37.8V	45.6 ~50.4V
<b>VOLTAGE TOLERANCE</b> Note.3			±3.0%	±3.0%	±3.0%	±2.0%	±2.0%	±1.0%	±1.0%	
<b>LINE REGULATION</b>			±0.5%	±0.5%	±0.5%	±0.5%	±0.5%	±0.5%	±0.5%	
<b>LOAD REGULATION</b>			±1.0%	±1.0%	±1.0%	±1.0%	±1.0%	±1.0%	±1.0%	
<b>SETUP, RISE TIME</b>			1000ms, 30ms/230VAC 1500ms, 30ms/115VAC at full load							
<b>HOLD UP TIME (Typ.)</b>			10ms/230VAC 10ms/115VAC at full load							
INPUT	<b>VOLTAGE RANGE</b> Note.4		80 ~ 264VAC		113 ~ 370VDC					
	<b>FREQUENCY RANGE</b>		47 ~ 63Hz							
	<b>POWER FACTOR</b>		PF>0.94/230VAC PF>0.98/115VAC at full load							
	<b>EFFICIENCY (Typ.)</b>		91%	92%	92.5%	93%	93.5%	94%	94%	
	<b>AC CURRENT (Typ.)</b>		5.8A/115VAC		2.9A/230VAC					
	<b>INRUSH CURRENT (Typ.)</b>		COLD START 40A/115VAC		80A/230VAC					
	<b>LEAKAGE CURRENT (max.)</b> Note.5		Earth leakage current <220μA/264VAC 50Hz , Touch current < 100μA/264VAC							
PROTECTION	<b>OVERLOAD</b>		105 ~ 135% rated output power Protection type : Hiccup mode, recovers automatically after fault condition is removed							
	<b>OVER VOLTAGE</b>		13.2 ~ 15.6V	16.5 ~ 19.5V	19.8 ~23.4V	26.4 ~ 31.2V	29.7 ~ 35.1V	39.6 ~ 46.8V	52.8 ~ 62.4V	
	<b>OVER TEMPERATURE</b>		Protection type : Shut down o/p voltage, recovers automatically after temperature goes down							
FUNCTION	<b>5V STANDBY</b>		5Vsb : 5V@0.6A without fan, 1A with fan 25CFM ; Tolerance ±2%, ripple : 120mVp-p(max.)							
	<b>12V FAN SUPPLY</b>		12V@0.5A for driving fan ; Tolerance -15% ~+10% at main output 20% rated current (25CFM)							
	<b>FAN CONTROL</b>		Fan on by 20% load min. (For RPS-500-xxTF/SF)							
	<b>PS-ON INPUT SIGNAL</b>		Power ON: PS-ON = "Hi" or " > 2 ~ 5V" ; Power OFF: PS-ON = "Low" or " < 0 ~ 0.5V"							
	<b>POWER GOOD / POWER FAIL</b>		500ms>PG>10ms ; The TTL signal goes high with 10ms to 500ms delay after power set up ; The TTL signal goes low at least 1ms before Vo below 90% of rated value							
ENVIRONMENT	<b>WORKING TEMP.</b>		-30 ~ +70°C (Refer to "Derating Curve")							
	<b>WORKING HUMIDITY</b>		20 ~ 90% RH non-condensing							
	<b>STORAGE TEMP.</b>		-40 ~ +85°C							
	<b>TEMP. COEFFICIENT</b>		±0.03%/°C (0 ~ 50°C)							
	<b>VIBRATION</b>		10 ~ 500Hz, 2G 10min./1cycle, 60min. each along X, Y, Z axes							
	<b>OPERATING ALTITUDE</b> Note.6		4000 meters							

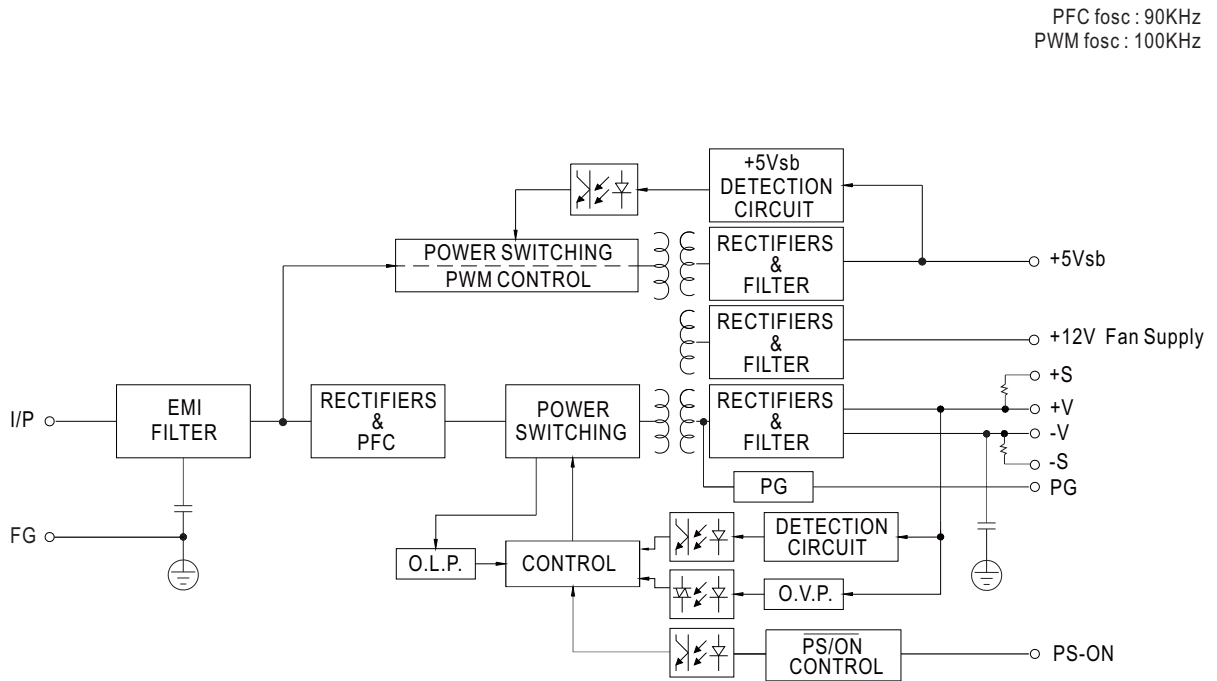
## SPECIFICATION

SAFETY & EMC (Note 8)	SAFETY STANDARDS	IEC60601-1, TUV BS EN/EN60601-1, UL ANSI / AAMI ES60601-1 (3.1 version), EAC TP TC 020. CAN/CSA-C22.2 No. 60601-1:14 - Edition 3 approved; Design refer to BS EN/EN60335-1 (By request)				
	ISOLATION LEVEL	Primary-Secondary: 2xMOPP, Primary-Earth: 1xMOPP, Secondary-Earth: 1xMOPP				
	WITHSTAND VOLTAGE	I/P-O/P: 4KVAC I/P-FG: 2KVAC O/P-FG: 1.5KVAC				
	ISOLATION RESISTANCE	I/P-O/P, I/P-FG: 100M Ohms / 500VDC / 25°C / 70% RH				
	EMC EMISSION	Parameter	Standard		Test Level / Note	
		Conducted emission	BS EN/EN55011 (CISPR11)		Class I : Class B , Class II : Class A	
		Radiated emission	BS EN/EN55011 (CISPR11)		Class A	
		Harmonic current	BS EN/EN61000-3-2		Class A	
		Voltage flicker	BS EN/EN61000-3-3		-----	
	EMC IMMUNITY	BS EN/EN55035 , BS EN/EN60601-1-2, BS EN/EN61204-3				
Parameter		Standard		Test Level / Note		
ESD		BS EN/EN61000-4-2		Level 4, 15KV air ; Level 4, 8KV contact		
RF field susceptibility		BS EN/EN61000-4-3		Level 3, 10V/m( 80MHz~2.7GHz ) Table 9, 9~28V/m( 385MHz~5.78GHz )		
EFT bursts		BS EN/EN61000-4-4		Level 3, 2KV		
Surge susceptibility		BS EN/EN61000-4-5		Level 4, 4KV/Line-FG ; 2KV/Line-Line		
Conducted susceptibility		BS EN/EN61000-4-6		Level 3, 10V		
Magnetic field immunity		BS EN/EN61000-4-8		Level 4, 30A/m		
Voltage dip, interruption		BS EN/EN61000-4-11		100% dip 1 periods, 30% dip 25 periods, 100% interruptions 250 periods		
OTHERS	MTBF	1132.3K hrs min. Telcordia SR-332 (Bellcore) ; 144.2K hrs min. MIL-HDBK-217F (25°C)				
	DIMENSION	Type	RPS-500	RPS-500-C	RPS-500-TF	RPS-500-SF
		L*W*H	127x76.2x41mm 5"×3"×1.61"inch	130x86x43mm 5.11"×3.39"×1.69"inch	130x86x66.5mm 5.11"×3.39"×2.62"inch	160x86x43mm 6.3"×3.39"×1.69"inch
	PACKING	P.W.	0.46Kg	0.54Kg	0.58Kg	0.64Kg
		Q'TY	30pcs	24pcs	24pcs	24pcs
		G.W.	14.8Kg	14Kg	14.9Kg	16.4Kg
		M'MENT	0.96CUFT	0.77CUFT	0.86CUFT	0.91CUFT
NOTE	<p>1. All parameters NOT specially mentioned are measured at 230VAC input, rated load and 25 of ambient temperature.</p> <p>2. Ripple &amp; noise are measured at 20MHz of bandwidth by using a 12" twisted pair-wire terminated with a 0.1μf &amp; 47μf parallel capacitor.</p> <p>3. Tolerance : includes set up tolerance, line regulation and load regulation.</p> <p>4. Derating may be needed under low input voltages. Please check the derating curve for more details.</p> <p>5. Touch current was measured from primary input to DC output.</p> <p>6. The ambient temperature derating of 3.5°C/1000m with fanless models and of 5°C/1000m with fan models for operating altitude higher than 2000m(6500ft).</p> <p>7. Please refer to "Derating curve".</p> <p>8. The power supply is considered a component which will be installed into a final equipment. All EMC tests are executed by mounting the unit on a 360mm×360mm metal plate with 1mm of thickness. The final equipment must be re-confirmed that it still meets EMC directives. For guidance on how to perform these EMC tests, please refer to "EMI testing of component power supplies." (as available on <a href="http://www.meanwell.com">http://www.meanwell.com</a>).</p> <p>※ Product Liability Disclaimer : For detailed information, please refer to <a href="https://www.meanwell.com/serviceDisclaimer.aspx">https://www.meanwell.com/serviceDisclaimer.aspx</a></p>					
	EMI Performance		Conducted	Radiated		
	Class I (with FG)		Class B	Class A		
	Class II (no FG)		Class A	Class A		

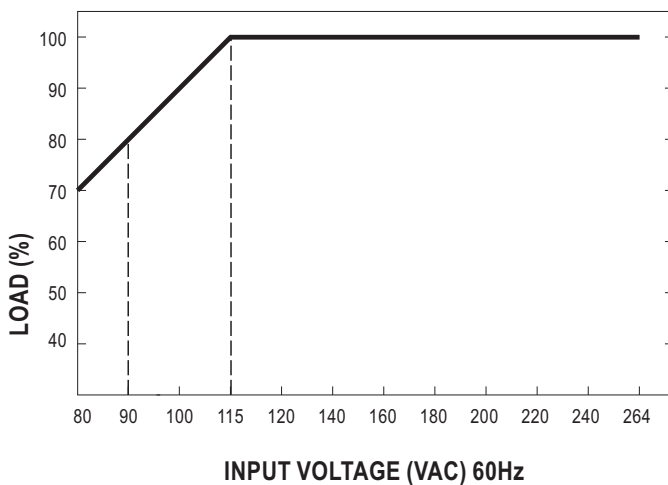


# 500W 5"×3" Reliable Green Medical Power Supply **RPS-500** series

## Block Diagram



## Output Derating vs Input Voltage

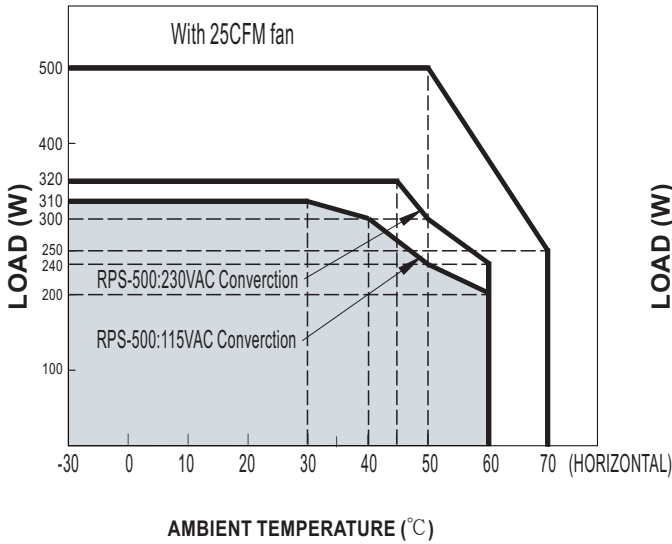




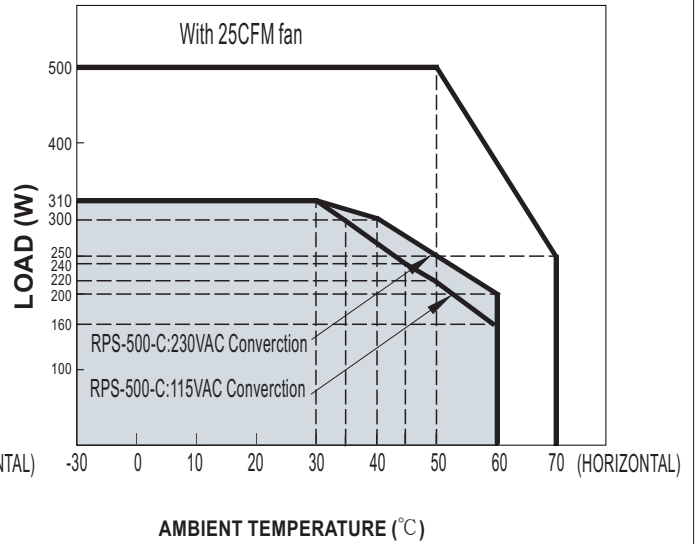
# 500W 5"×3" Reliable Green Medical Power Supply **RPS-500** series

## Derating Curve

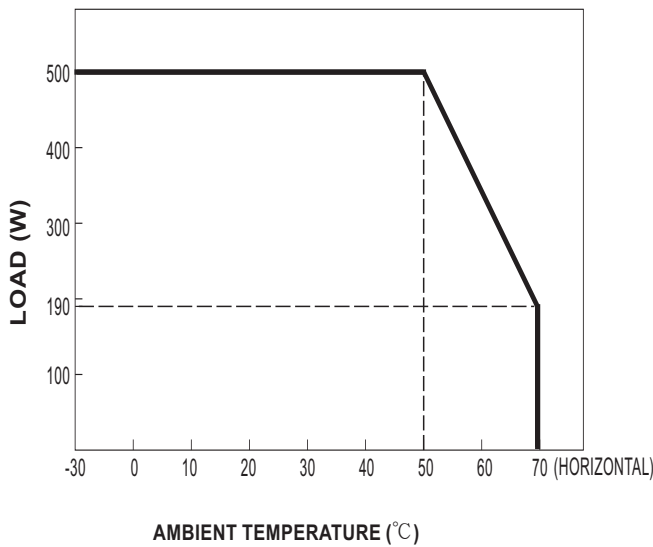
### ○ RPS-500







### ○ RPS-500-C



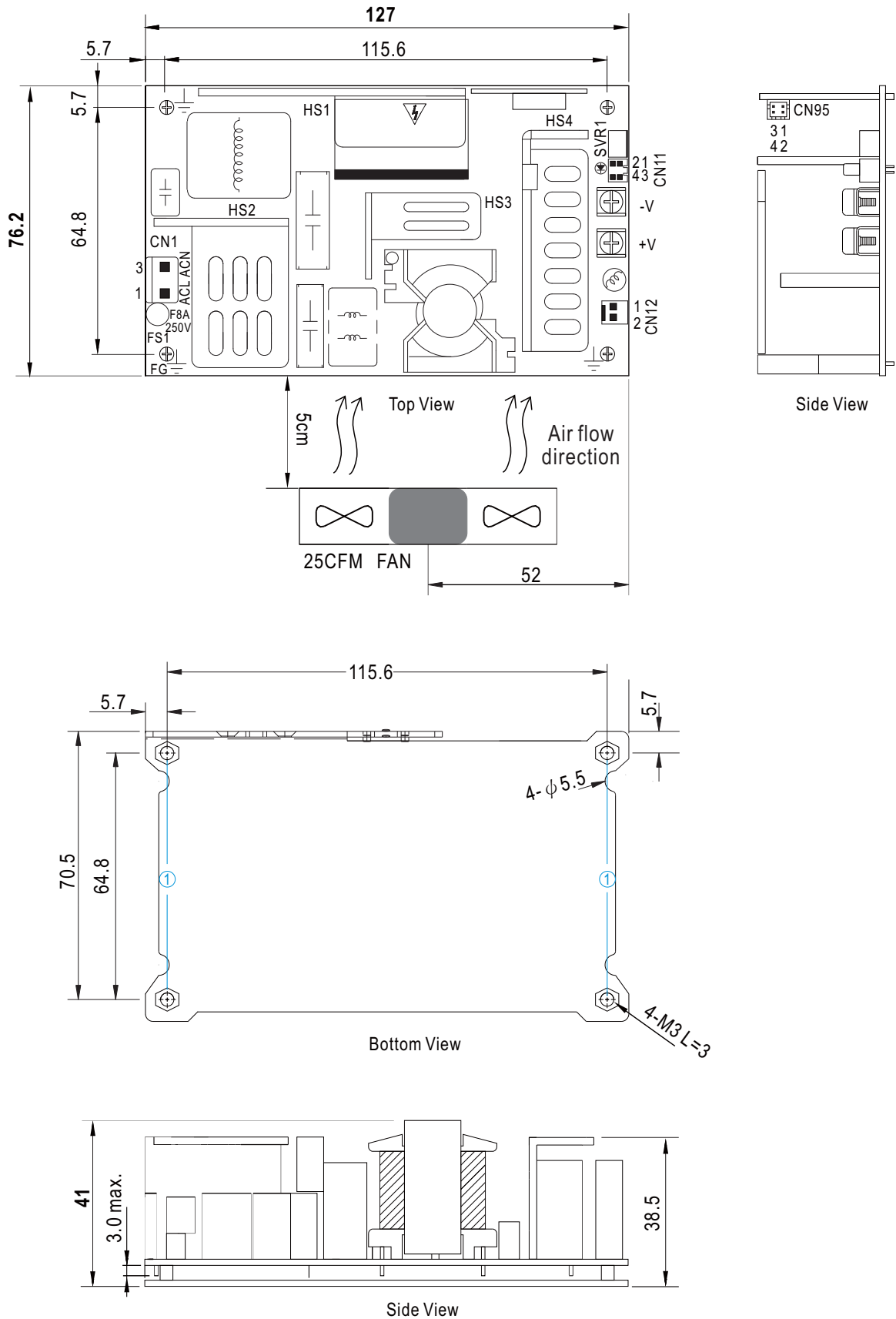
### ○ RPS-500-TF/SF



Order No.	RPS-500	RPS-500-C	RPS-500-TF	RPS-500-SF
Products				
Convection	320W	310W	---	---
Force Air	500W	500W	500W	500W

■ Mechanical Specification

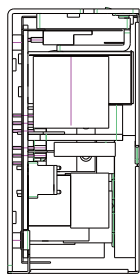
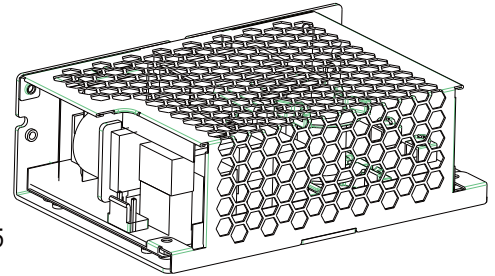
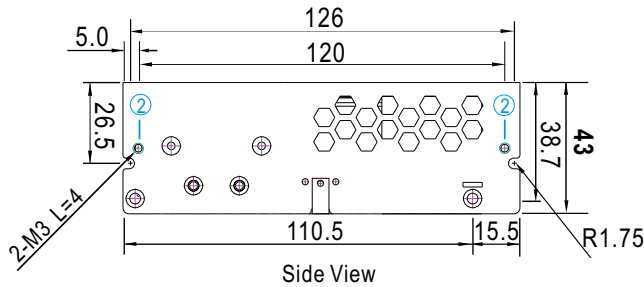
● RPS-500 (PCB Type)



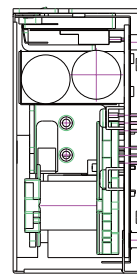
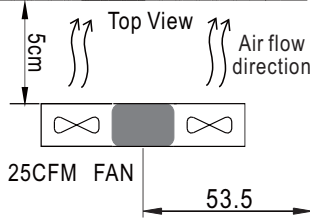
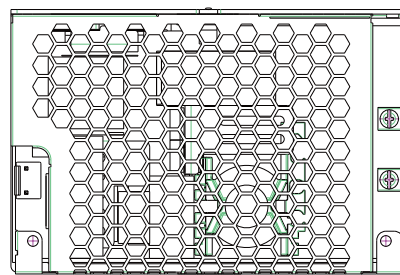
# 500W 5"×3" Reliable Green Medical Power Supply **RPS-500** series

● **RPS-500-C (Enclosed type)**

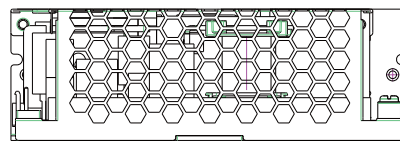
Case No. 247C-T 269A-D Unit:mm



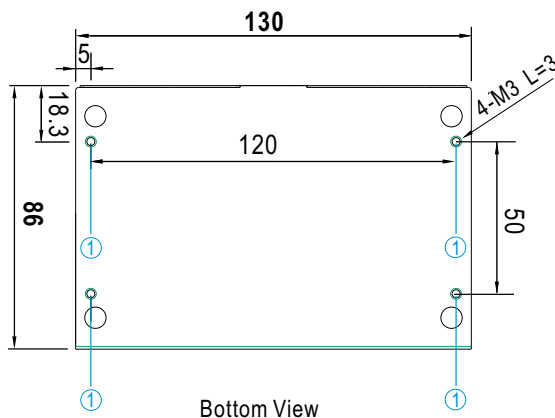
Side View



Side View



Side View



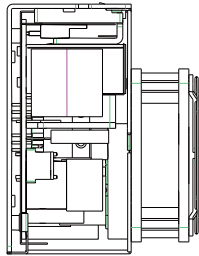
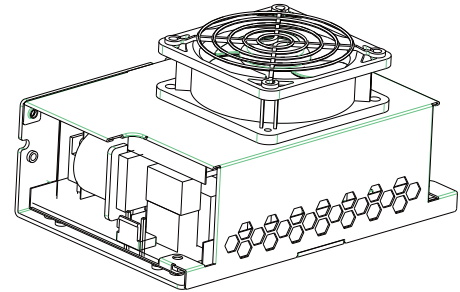
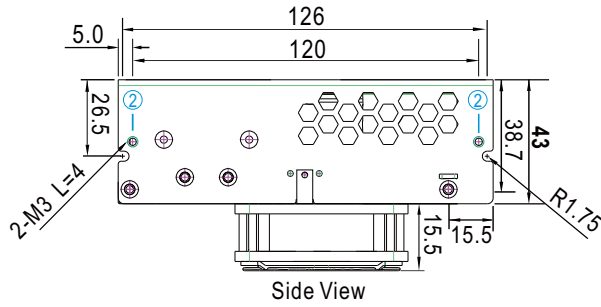




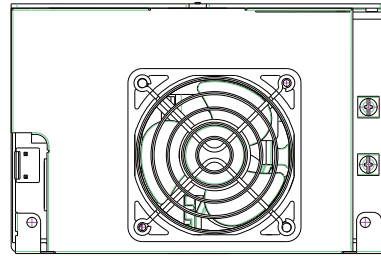
# 500W 5"×3" Reliable Green Medical Power Supply **RPS-500** series

● **RPS-500-TF (Enclosed type with fan on the top)**

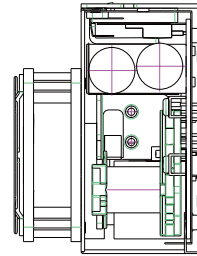
Case No. 269A-D 247D-T Unit:mm



Side View

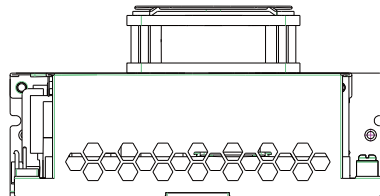


Top View

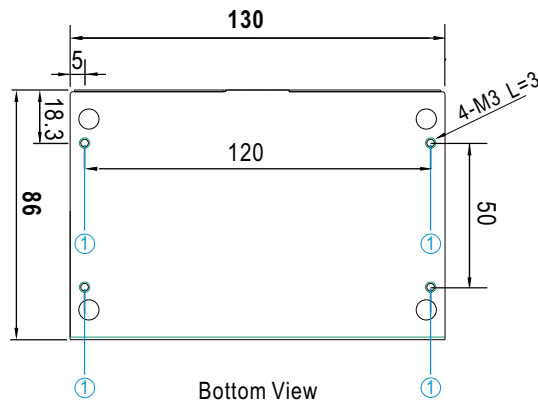


Side View

↕ Air flow direction



Side View



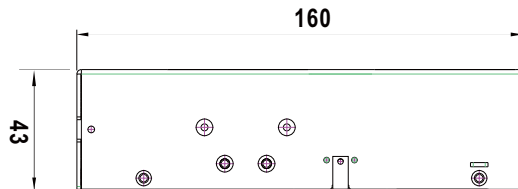
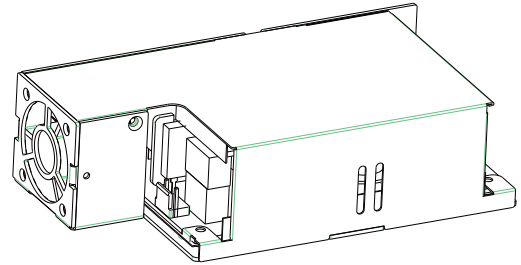




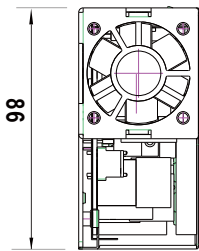
# 500W 5"×3" Reliable Green Medical Power Supply **RPS-500** series

● RPS-500-SF (Enclosed type with fan on the side)

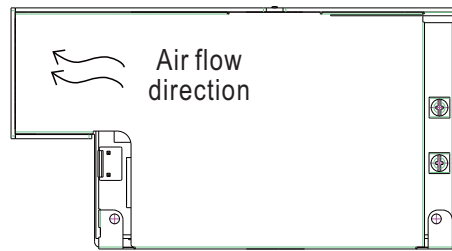
Case No. 248B Unit:mm



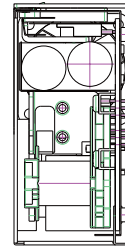
Side View



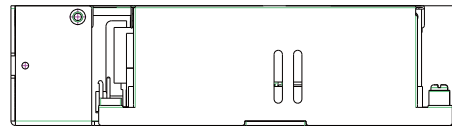
Side View



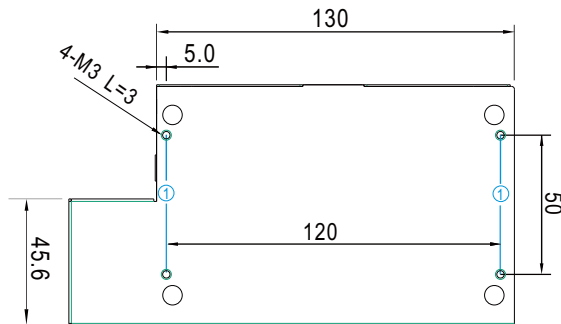
Top View



Side View



Side View



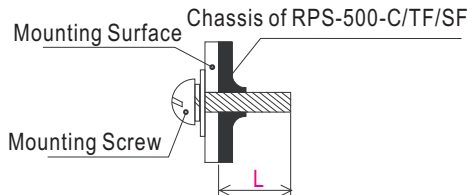
Bottom View



# 500W 5"×3" Reliable Green Medical Power Supply **RPS-500** series

## ※ Mounting Instruction for -C/-TF/-SF Type

Hole No.	Recommended Screw Size	MAX. Penetration Depth L	Recommended mounting torque
①	M3	3mm	4~6Kgf-cm
②	M3	4mm	4~6Kgf-cm



## ※ CONNECTION

AC Input Connector (CN1) : JST B3P-VH or equivalent

Pin No.	Assignment	Mating Housing	Terminal
1	AC/L	JST VHR or equivalent	JST SVH-21T-P1.1 or equivalent
2	No Pin		
3	AC/N		

Function Connector(CN11): TKP DH2L-2X2 or equivalent

Pin No.	Assignment	Mating Housing	Terminal
1	-S	TKP DH2 or equivalent	TKP or equivalent
2	+S		
3	DC COM		
4	PG		

DC Output Connector (CN2,CN3)

Pin No.	Assignment	Output Terminals
CN2	-V	M3.5 Pan HD screw in 2 positions Torque to 8 lbs-in(90cNm)max.
CN3	+V	

Function Connector(CN95): TKP DH2L-2X2 or equivalent

Pin No.	Assignment	Mating Housing	Terminal
1	5Vsb	TKP DH2 or equivalent	TKP or equivalent
2,4	DC COM		
3	PS-ON		

⚠ HS1,HS2,HS3,HS4 can not be shorted

FAN Connector(CN12) : TKP 8812-2 or equivalent  
(Except for RPS-500-TF/SF)

Pin No.	Assignment	Mating Housing	Terminal
1	DC COM	TKP 2502 or equivalent	TKP 8811 or equivalent
2	+12V		

- ※ Note: 1. The enclosed type (-C/TF/SF type) models are not suitable for configuration within a Class II (without FG) system, but suggested within a Class I (with FG) system.  
 2. Mounting Instruction for enclosed type.

### ■ Installation Manual

Please refer to : <http://www.meanwell.com/manual.html>