



## 400W High Reliable Built-in Type True Sine Wave DC-AC Power Inverter NTS-400P series



(DC input side)



(AC output side)



### Features

- Compact size and light weight
- True sine wave output (THD<3%)
- High surge power up to 800W
- 250W convection, 400W forced air
- AC output voltage and frequency selectable by DIP S.W
- No load dissipation <1.5W max. at standby saving mode
- -20°C ~+70°C wide operating temperature
- Power ON-OFF remote control
- Protections :  
Input : Reverse polarity / DC low alarm / DC low shutdown / Over voltage  
Output : Short circuit / Overload / Over temp.
- Battery over discharge protection (Low voltage disconnect)
- Suitable for lead-acid or li-ion batteries
- Support Tx/Rx for monitoring power inverter status
- Conformal coating
- 3 years warranty

### Applications

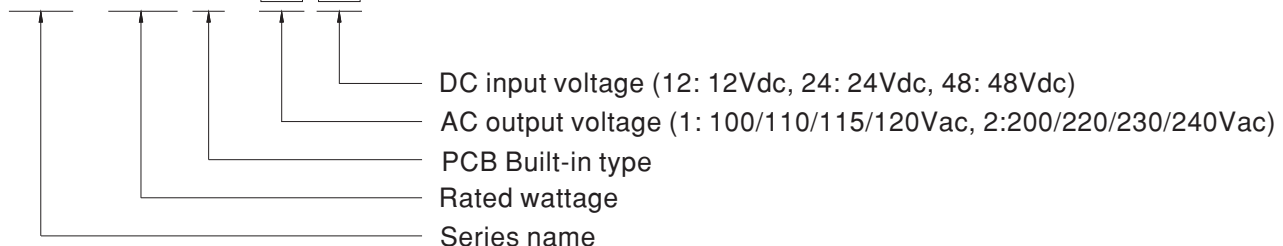
- Mobile device
- Home and office appliance
- Portable equipment
- Vehicle
- Yacht
- Off-grid solar power system
- Wireless network
- Telecom or datacom system

### Description

NTS-400P is a 400W highly reliable built-in type off-grid true sine wave DC-AC power inverter. Its key features include: digital design with MCU control, streamlined control circuitry that quickly responds to environmental changes and improves reliability, compact size, light weight, 800W peak power, adjustable AC output voltage and frequency, -20~+70°C wide operating temperature range, built-in remote ON/OFF control, low no-load power consumption (energy saving mode < 1.5W max.), complete protection features, and etc. Combined with batteries, the NTS-400P is suitable for use in residential, commercial, marine, automobile, and remote areas with no access to utility power, and the output can be used to power fans, TV, radio, phone charger, PC/laptop, lighting, outdoor camping equipment, marine AC power, and etc.

### Model Encoding

NTS - 400 P - 1 12





## 400W High Reliable Built-in Type True Sine Wave DC-AC Power Inverter **NTS-400P series**

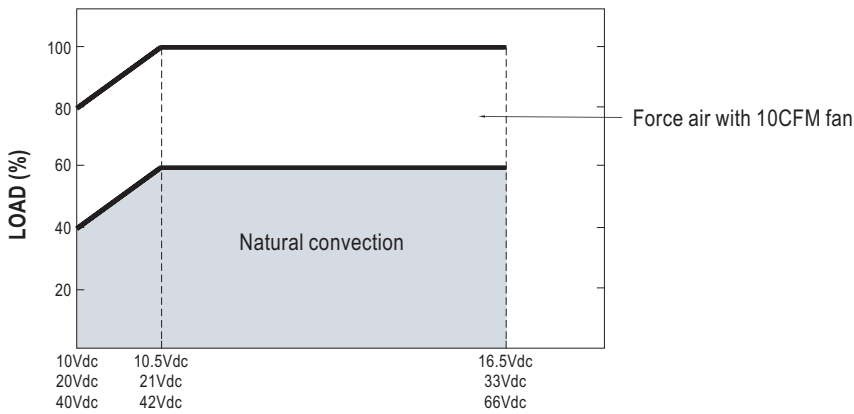
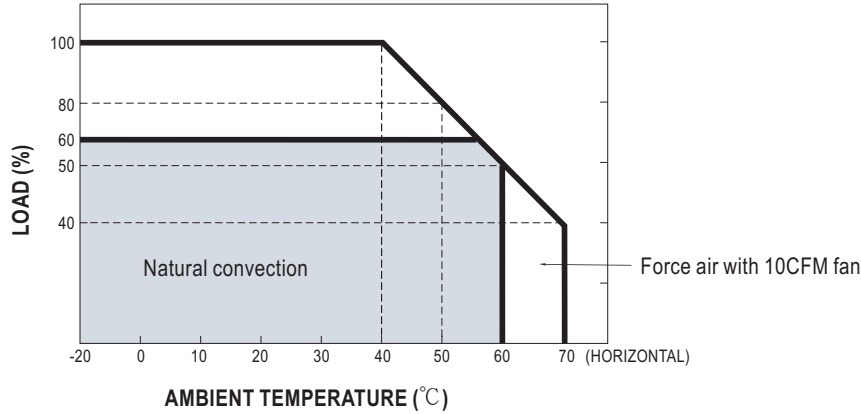
### SPECIFICATION

MODEL NO.		NTS-400P-112	NTS-400P-124	NTS-400P-148	NTS-400P-212	NTS-400P-224	NTS-400P-248		
AC OUTPUT	RATED POWER(Continuous)	400W							
	OVER RATED POWER(3 Min.)	460W							
	PEAK POWER(10 Sec.)	600W							
	SURGE POWER(30 Cycles)	800W							
	AC VOLTAGE	Default setting set at 110VAC 100 / 110 / 115 / 120Vac selectable by DIP S.W			Default setting set at 230VAC 200 / 220 / 230 / 240Vac selectable by DIP S.W				
	FREQUENCY	Default setting set at 60Hz±0.1Hz 50/60Hz selectable by DIP S.W			Default setting set at 50Hz±0.1Hz 50/60Hz selectable by DIP S.W				
	WAVEFORM <span style="float: right;">Note.1</span>	True sine wave (THD<3%)							
	AC REGULATION	±3.0% at rated input voltage							
LED STATUS	Please refer to page3								
DC INPUT	DC VOLTAGE	12V	24V	48V	12V	24V	48V		
	VOLTAGE RANGE (Typ.)	10 ~ 16.5Vdc	20 ~ 33Vdc	40 ~ 66Vdc	10 ~ 16.5Vdc	20 ~ 33Vdc	40 ~ 66Vdc		
	DC CURRENT (Typ.)	40A	20A	10A	40A	20A	10A		
	NO LOAD DISSIPATION (Typ.)	Non-Saving mode	10W	10W	12W	10W	10W	12W	
		Saving mode	Default disable, ≤1.2W ~ 1.5W by models @ auto detec AC output load ≤10W will be changed to saving mode						
	OFF MODE CURRENT DRAW	<1mA at battery -DC input must be disconnected							
	EFFICIENCY (Typ.) <span style="float: right;">Note.1</span>	89%	91%	91%	91%	93%	93%		
BATTERY TYPES	Lead Acid or Li-ion								
PROTECTION	DC INPUT	FUSE(Internal)	40A*2	30A*2	10A*2	40A*2	30A*2	10A*2	
		LOW	ALARM	11±0.3Vdc	22±0.5Vdc	44±1Vdc	11±0.3Vdc	22±0.5Vdc	44±1Vdc
			SHUTDOWN	10±0.3Vdc	20±0.5Vdc	40±1Vdc	10±0.3Vdc	20±0.5Vdc	40±1Vdc
			RESTART	12.5±0.3Vdc	25±0.5Vdc	50±1Vdc	12.5±0.3Vdc	25±0.5Vdc	50±1Vdc
		HIGH	ALARM	15.5±0.3Vdc	31±0.5Vdc	62±1Vdc	15.5±0.3Vdc	31±0.5Vdc	62±1Vdc
	SHUTDOWN		16.5±0.3Vdc	33±0.5Vdc	66±1Vdc	16.5±0.3Vdc	33±0.5Vdc	66±1Vdc	
	RESTART	15±0.3Vdc	30±0.5Vdc	60±1Vdc	15±0.3Vdc	30±0.5Vdc	60±1Vdc		
	BAT. POLARITY		By internal fuse open						
	AC OUTPUT	OVER TEMPERATURE	Protection type : Shut down o/p voltage, re-power on to recover						
		OUTPUT SHORT	Protection type : Shut down o/p voltage, re-power on to recover						
OVER LOAD (Typ.)		105 ~ 115% load for 180 sec., 115% ~ 150% load for 10 sec. Protection type : Shut down o/p voltage, re-power on to recover							
FUNCTION	REMOTE CONTROL	Power ON-OFF remote control by front panel dry contact connector (by RELAY), Open : Normal work ; Short : Remote off							
	Tx/Rx	Support Tx/Rx for monitoring power inverter status							
ENVIRONMENT	WORKING TEMP.	-20 ~ +70°C (Refer to "Derating curve")							
	WORKING HUMIDITY	20% ~ 90% RH non-condensing							
	STORAGE TEMP., HUMIDITY	-30 ~ +70°C / -22 ~ +158°F, 10 ~ 95% RH non-condensing							
	VIBRATION	10 ~ 500Hz, 3G 10min./1cycle, 60min. each along X, Y, Z axes							
SAFETY & EMC (Note.3)	SAFETY STANDARDS	CB IEC62368-1 for all models, E13, EAC TPTC004 for NTS-400P-212/224/248 approved Design refer to BS EN/EN62368-1, AS/NZS 62368.1 for NTS-400P-212/224/248							
	WITHSTAND VOLTAGE	DC I/P - AC O/P: 3.0kVac AC O/P - FG: 1.5kVac							
	EMC EMISSION	Parameter	Standard			Test Level / Note			
		Radiated	FCC for 112,124,148 only			Class A			
			BS EN/EN55032(CISPR32) for 212,224,248 only			Class A			
		Harmonic Current	BS EN/EN61000-3-2			-----			
	Voltage Flicker	BS EN/EN61000-3-3			-----				
	EMC IMMUNITY	BS EN/EN55024, BS EN/EN55035							
		Parameter	Standard			Test Level / Note			
		ESD	BS EN/EN61000-4-2			Level 4, 15KV air ; Level 4, 8KV contact			
Radiated		BS EN/EN61000-4-3			Level 3, 10V/m				
Magnetic Field	BS EN/EN61000-4-8			Level 4, 30A/m					
OTHERS	MTBF	278.7K hrs min. Telcordia TR/SR-332 (Bellcore) ; 84K hrs min. MIL-HDBK-217F (25°C)							
	DIMENSION	186*100.5*32mm (L*W*H)							
	PACKING	0.75Kg; 18pcs/ 14.5Kg/ 1.01CUFT							
NOTE	1.Efficiency, AC regulation and THD are tested by 400W, linear load at 12.5Vdc/25Vdc/50Vdc input voltage. 2.All parameters not specified above are measured at rated load, 25°C of ambient temperature and set to factory setting. 3.The power supply is considered as an independent unit, but the final equipment still need to re-confirm that the whole system complies with the EMC directives. For guidance on how to perform these EMC tests, please refer to "EMI testing of component power supplies." (as available on <a href="http://www.meanwell.com">http://www.meanwell.com</a> ) ※ Product Liability Disclaimer : For detailed information, please refer to <a href="https://www.meanwell.com/serviceDisclaimer.aspx">https://www.meanwell.com/serviceDisclaimer.aspx</a>								



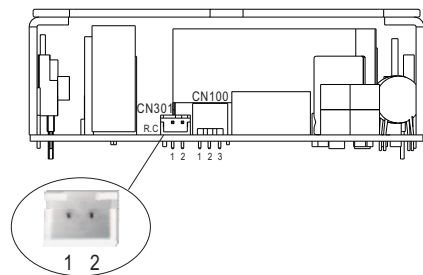
## 400W High Reliable Built-in Type True Sine Wave DC-AC Power Inverter NTS-400P series

### DERATING CURVE



### Remote ON-OFF Control

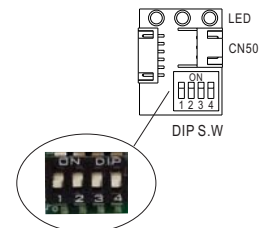
Remote ON-OFF (CN301 PIN1,2)	AC Output Status
Open	power inverter ON
Short	power inverter OFF



### AC output voltage, Frequency, Power saving mode selectable by DIP SW

Output Voltage and Frequency Setting Factory settings are either 110Vac/60Hz or 230Vac/50Hz, users are able to adjust the voltage and frequency, through the DIP switch of position 1,2,3,4.

AC Output Voltage, Frequency, Power saving mode selectable by DIP SW			
SW1	SW2	SW3	SW4
OFF	OFF : 100Vac or 200Vac	ON : 50Hz	ON : Saving mode
OFF	ON : 110Vac or 220Vac		
ON	OFF : 115Vac or 230Vac	OFF: 60Hz	OFF: Non-Saving mode
ON	ON : 120Vac or 240Vac		



### Support Tx/Rx for monitoring power inverter status

Users can monitor the status of the power inverter through Tx/Rx, and can modify the input and output parameters set internally.



## 400W High Reliable Built-in Type True Sine Wave DC-AC Power Inverter **NTS-400P series**

### ■ LED STATUS

Normal work:

	Green	Orange	Red
<b>Status</b>	● Inverter OK	● Remote off ● Saving mode	● Abnormal Status (See below table)

	Green	Orange	Red
<b>DC Input</b>	● 12.5~15.5Vdc	● 11~12.5Vdc	● <11Vdc or >15.5Vdc
	● 25~31Vdc	● 22~25Vdc	● <22Vdc or >31Vdc
	● 50~62Vdc	● 44~50Vdc	● <44Vdc or >62Vdc

	Green	Orange	Red
<b>Load</b>	● <40% load	● 40~80% load	● >80% load

Abnormal status :

LED Indicator	Abnormal Indication
<b>Status</b> ● <b>DC Input</b> ○ <b>Load</b> ●	Output overload or AC output short circuit
<b>Status</b> ● <b>DC Input</b> ● <b>Load</b> ○	Abnormal DC voltage
<b>Status</b> ● <b>DC Input</b> ● <b>Load</b> ●	Over temperature or Fan lock
<b>Status</b> ● <b>DC Input</b> ○ <b>Load</b> ○	Inverter fail

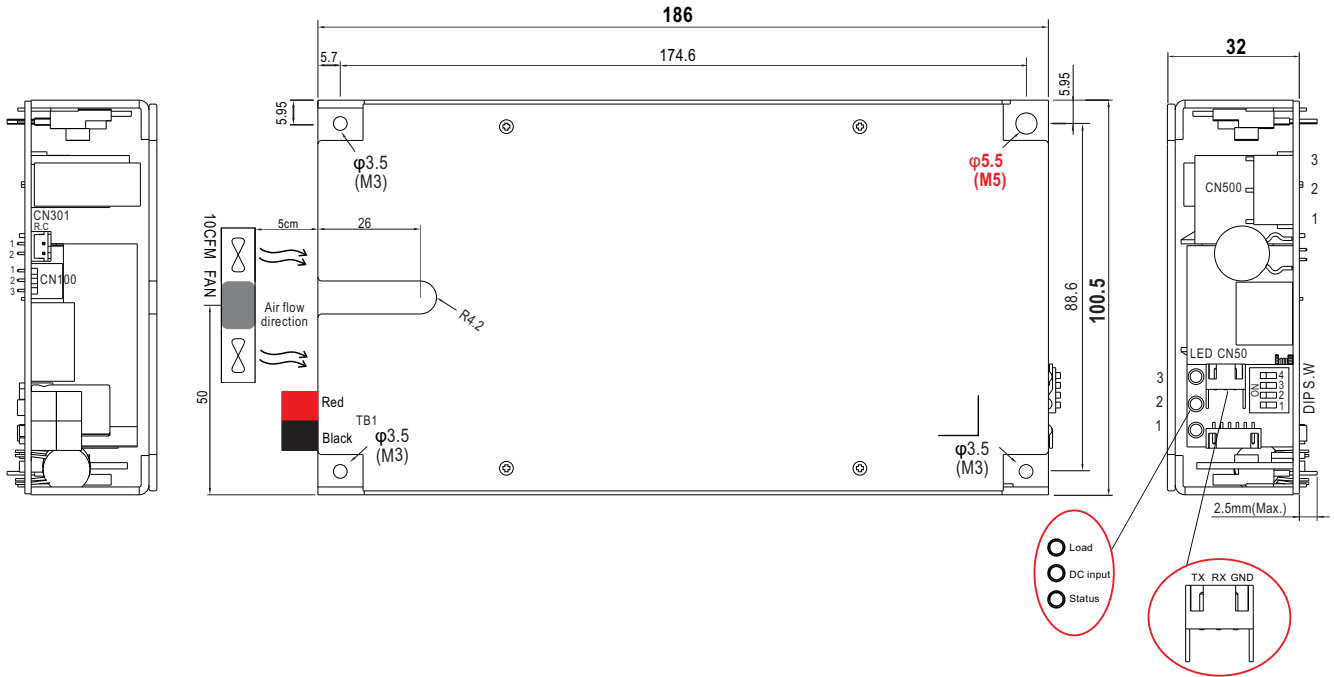
- Light
- Light off
- Flash



## 400W High Reliable Built-in Type True Sine Wave DC-AC Power Inverter NTS-400P series

### MECHANICAL SPECIFICATION

Unit:mm



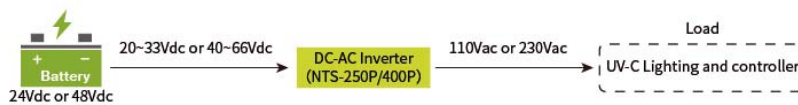
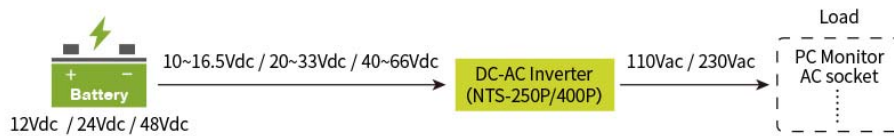
Pin	Pin No.	Description	Terminal	Mating Housing
TB1	Red	Connect to +	261G2-LPBK or equivalent	1327FP or equivalent
	Black	Connect to -		1327G6FP or equivalent
CN500	1	Output AC/L	JST SVH-21T-P1.1 or equivalent	JST VHR or equivalent
	2	Output AC/N		
	3	FG		
CN301	1	Pin 1,2 Open: Inverter Normal work	JST SXH-001T or equivalent	JST XHP or equivalent
	2	Pin 1,2 Short: Inverter Remote off		
CN50	1	Signal GND	CHYAO SHIUNN JS-2001-TX or equivalent	CHYAO SHIUNN JS-2001 or equivalent
	2	UART-RX		
	3	UART-TX		
CN100	1	Fan supply +V	12V/0.4A max.	
	2	Fan supply -V		
	3	PWM signal for Fan speed control		
DIP SW		Please refer to page3 for more detail		

Suggested Fan model: CCHV CHT4012BH-W20D 4020B



## 400W High Reliable Built-in Type True Sine Wave DC-AC Power Inverter NTS-400P series

### TYPICAL APPLICATION



### INSTALLATION MANUAL

Please refer to : <http://www.meanwell.com/manual.html>