

MPE-G120(-SB)

120W AC / DC



FEATURES

- ✓ 120W, peak 150W convection-cooled.
- ✓ Active power factor correction.
- ✓ High efficiency up to 88%.
- ✓ No-load power consumption < 0.5W.
- ✓ Compact size 3 x 5 inch and low profile.
- ✓ Class II, also class I with optional functional ground connected.
- ✓ Optional +5Vsb and remote on/off function.
- ✓ ITE standard IEC, EN, UL 60950-1 2nd Edition approved.
- ✓ Meets EMI CISPR 22 / FCC Part 15 class B.

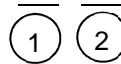


Models & Ratings

Model Number	Wattage (Rated / Max)	Output Voltage		Min. Current	Rated Current	Max. Current	Typical Efficiency
		V1	V2(With 5VSB)				
MPE-G123 / -SB	120 W / 150 W	+12 V	+5 V	0 A	10.0 A	12.5 A	88%
MPE-G125 / -SB	120 W / 150 W	+24 V	+5 V	0 A	5.0 A	6.25 A	89%
MPE-G126 / -SB	120 W / 150 W	+48 V	+5 V	0 A	2.5 A	3.13 A	90%
Dimensions	127(L) x 76.2(W) x 34.3(H)mm, Tolerance +/-0.4mm.						

Total Output Power: Max. 100W convection cooled, max. 115W with 7 CFM at 50°C; max. 100W with 7 CFM at 70°C environment temperature.
Note: MAX output current can be sustained if the total power doesn't exceed 100W.

Model no. coding : M P E – G 12 3 – Y – Z



1	Y=	Output number
	blank	Single output
	SB	Dual output (with +5Vsb & remote on/off function)

2	Z=	Input Connector Type	Output Connector Type
	blank	Molex Type Connector or equivalent	Molex Type Connector or equivalent
	E	Molex Type Connector or equivalent	European Type Connector or equivalent
	J	JST Type Connector or equivalent	JST Type Connector or equivalent

Input

Input Voltage	● 85 ~ 264VAC
Input Frequency	● 47 ~ 63 Hz
Input Current	● 2.5A
Inrush Current	● 30 / 60A
No-load power consumption	● <0.5W
Input Protection	● Fuse: 3.15A /250VAC * 1pc

Output

Output Voltage	● 12V, 24V, 48V
Minimum Load	● 0A
Hold up Time	● 20 / 40 mS
Line Regulation	● ±1.0 ^(V1) , ±1.0 ^(V2) %
Load Regulation	● ±1.0 ^(V1) , ±1.0 ^(V2) %
Ripple & Noise	● 120 ^(+12V) , 240 ^(+24V) , 240 ^(+48V) , 50 ^(5VSB) mV
Overvoltage Protection	● The build-in over voltage protection circuit will auto recovery the outputs to prevent damaging external circuits, the trigger point is around 110%~140% of output voltage.
Short Circuit Protection	● Automatic recovery upon of overload condition
Remote On/Off (Only with 5Vsb)	● Turned on when the power On/Off pin is connected to secondary GND.

General

Isolation	● IP to OP 3000 VAC IP to GND 1500 VAC
Switching Frequency	● 65 KHZ

MPE-G120(-SB)

120W AC / DC

EMC: Immunity

ESD	● IEC 61000-4-2
Radiated	● IEC 61000-4-3
EFT	● IEC 61000-4-4
Surges	● IEC 61000-4-5
Conducted	● IEC 61000-4-6
Power Magnetic	● IEC 61000-4-8
Dips and Interruptions	● IEC 61000-4-11

Environmental

Operating Temperature	● -20 ~ +70°C
Storage Temperature	● -40 ~ +85°C
Relative Humidity	● 5 ~ 95%RH
Cooling	● 11.7 CFM
Operating / Non-operating Altitude	● 3000 / 4000

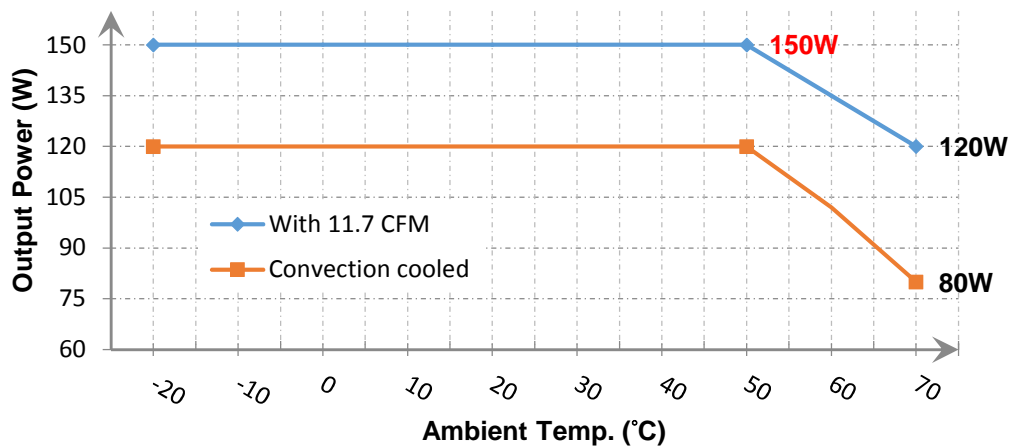
EMC: Emissions

Conducted	● EN 55022 /EN 55032 / CISPR 32 & FCC Part 15
Radiated	● EN 55022 /EN 55032 / CISPR 32 & FCC Part 15
Harmonic Current	● EN 61000-3-2
Voltage Flicker	● EN 61000-3-3

Safety Approvals

TUV	● EN 60950-1: 2006+A11, 2 nd edition
CB	● IEC 60950-1: 2005+A11: 2009, 2 nd edition
UL/cUL	● UL 60950-1, 2nd Edition, 2007-03-27, CSA C22.2 No. 60950-1-07, 2nd Edition, 2007-03

Derating Curve



Performance Curves of MPE-G120 Series

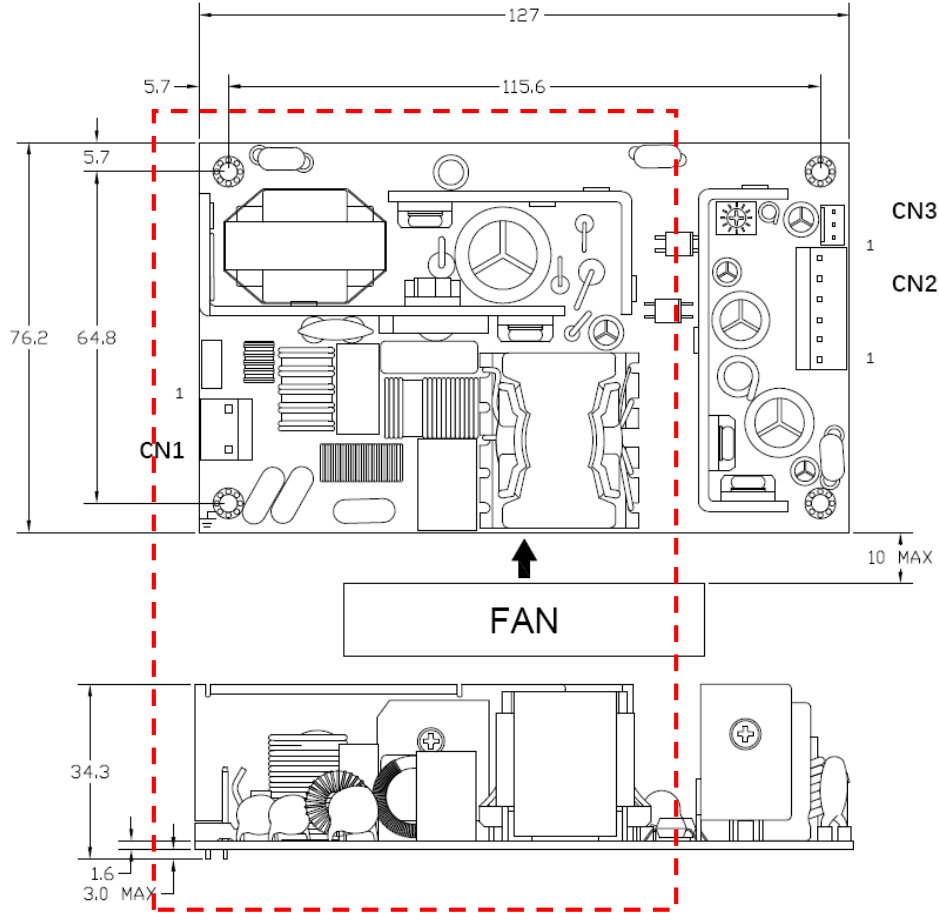
MPE-G120(-SB)

120W AC / DC

Mechanical

M/N: MPE-G120

SIZE : 127(L) x 76.2(W) x 34.3(H)mm, Tolerance +/-0.4mm.



Note:1.The installation shall be kept in an isolation distance min. 2.9mm between the unit and the system chassis. There exist hazardous voltage in dotted area, keep insulating to avoid hazardous electric shock.