



**Features**

- Ultra slim design with 105mm(6SU) width
- Universal input 85~264VAC(277VAC operational)
- No load power consumption<0.3W
- Isolation class II
- DC output voltage adjustable
- Protections : Short circuit / Overload / Over voltage
- Cooling by free air convection
- DIN rail TS-35/7.5 or 15 mountable
- Over voltage category III
- LED indicator for power on
- 3 years warranty

**Applications**

- Household control system
- Building automation
- Industrial control system
- Factory automation
- Electro-mechanical apparatus

**GTIN CODE**

MW Search: <https://www.meanwell.com/serviceGTIN.aspx>

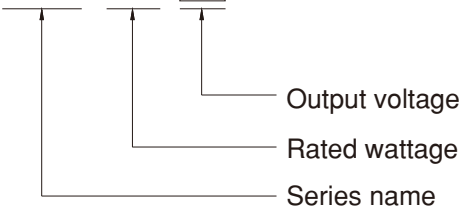
**Description**

HDR-150 is an economical ultra slim 150W DIN rail power supply series, adapt to be installed on TS-35/7.5 or TS-35/15 mounting rails. The body is designed 105mm(6SU) in width, which allows space saving inside the cabinets. The entire series adopts the full range AC input from 85VAC to 264VAC(277VAC operational) and conforms to BS EN/EN61000-3-2, the norm the European Union regulates for harmonic current.

HDR-150 is designed with plastic housing that it can effectively prevent user from electric hazards. With working efficiency up to 90.5%, the entire series can operate at the ambient temperature between -30°C and 70°C under air convection. The complete protection functions and relevant certificates for home automations and industrial control apparatus (IEC62368-1,UL62368-1,UL61010, BS EN/EN61558-2-16) make HDR-150 a very competitive power supply solution for household and industrial applications.

**Model Encoding**

**HDR - 150 - 12**





# 150W Ultra Slim Step Shape DIN Rail

# HDR-150 series

## SPECIFICATION

MODEL	HDR-150-12		HDR-150-15		HDR-150-24		HDR-150-48				
OUTPUT	DC VOLTAGE		12V		15V		24V		48V		
	RATED CURRENT	115VAC	10.2A		8.55A		5.31A		2.72A		
		230VAC	11.3A		9.5A		6.25A		3.2A		
	RATED POWER	115VAC	122.4W		128.3W		127.4W		130.6W		
		230VAC	135.6W		142.5W		150W		153.6W		
	RIPPLE & NOISE (max.)	Note.2	100mVp-p		120mVp-p		150mVp-p		200mVp-p		
	VOLTAGE ADJ. RANGE		10.8~ 13.8V		13.5 ~ 18V		21.6 ~ 29V		43.2 ~ 55.2V		
	VOLTAGE TOLERANCE		Note.3 ±2.0%		±1.0%		±1.0%		±1.0%		
	LINE REGULATION		±1.0%		±1.0%		±1.0%		±1.0%		
	LOAD REGULATION		±1.0%		±1.0%		±1.0%		±1.0%		
SETUP, RISE TIME		500ms, 60ms/230VAC		500ms, 60ms/115VAC at full load							
HOLD UP TIME (Typ.)		30ms/230VAC		12ms/115VAC at full load							
INPUT	VOLTAGE RANGE		85 ~ 264VAC (277VAC operational)		120 ~ 370VDC (390VDC operational)						
	FREQUENCY RANGE		47 ~ 63Hz								
	EFFICIENCY (Typ.)		89%		89.5%		90.5%		90.5%		
	AC CURRENT (Typ.)		3A/115VAC		1.6A/230VAC						
	INRUSH CURRENT (Typ.)		COLD START 35A/115VAC		70A/230VAC						
PROTECTION	OVERLOAD		105 ~ 135% rated output power		Hiccup mode when output voltage <50%, recovers automatically after fault condition is removed		Constant current limiting within 50% ~100% rated output voltage, recovers automatically after fault condition is removed				
	OVER VOLTAGE		14.2 ~ 16.2V		18.8 ~ 22.5V		30 ~ 36V		56.5 ~ 64.8V		
ENVIRONMENT	WORKING TEMP.		-30 ~ +70°C (Refer to "Derating Curve")								
	WORKING HUMIDITY		20 ~ 90% RH non-condensing								
	STORAGE TEMP., HUMIDITY		-40 ~ +85°C, 10 ~ 95% RH non-condensing								
	TEMP. COEFFICIENT		±0.03%/°C (0 ~ 45°C) RH non-condensing								
	VIBRATION		10 ~ 500Hz, 2G 10min./1cycle, period for 60min. each along X, Y, Z axes; Mounting: Compliance to IEC60068-2-6								
	OPERATING ALTITUDE		2000 meters (Note 4)								
	OVER VOLTAGE CATEGORY		III ; According to EN62368, EN61558, EN50178, EN60664-1, EN62477-1 ; altitude up to 2000 meters								
SAFETY & EMC (Note.7)	SAFETY STANDARDS		IEC62368-1, UL62368-1, UL61010, TUV BS EN/EN61558-2-16, BS EN/EN61558-1, EAC TP TC 004 approved; Design refer to BS EN/EN50178, TUV BS EN/EN62368-1								
	WITHSTAND VOLTAGE		I/P-O/P:4KVAC								
	ISOLATION RESISTANCE		I/P-O/P:100M Ohms / 500VDC / 25°C / 70% RH								
	EMC EMISSION	Parameter		Standard		Test Level / Note					
		Conducted		BS EN/EN55032(CISPR32)		Class B					
		Radiated		BS EN/EN55032(CISPR32)		Class B (note 5)					
		Harmonic Current (Note 6)		BS EN/EN61000-3-2		Class A					
	Voltage Flicker		BS EN/EN61000-3-3		-----						
	EMC IMMUNITY	BS EN/EN55024, BS EN/EN61000-6-2		Parameter		Standard		Test Level / Note			
		ESD		BS EN/EN61000-4-2		Level 3, 8KV air; Level 2, 4KV contact, criteria A					
Radiated Susceptibility		BS EN/EN61000-4-3		Level 3, criteria A							
EFT/Burest		BS EN/EN61000-4-4		Level 3, criteria A							
Surge		BS EN/EN61000-4-5		Level 4, 2KV/L-N, criteria A							
Conducted		BS EN/EN61000-4-6		Level 3, criteria A							
Magnetic Field		BS EN/EN61000-4-8		Level 4, criteria A							
Voltage Dips and interruptions		BS EN/EN61000-4-11		>95% dip 0. 5 periods, 30% dip 25 periods, >95% interruptions 250 periods							
OTHERS	MTBF		3046.3K hrs min. Telcordia SR-332 (Bellcore) ; 535.9K hrs min. MIL-HDBK-217F (25°C)								
	DIMENSION		105*90*54.5mm (W*H*D)								
	PACKING		0.31Kg; 32pcs/11Kg/1.0CUFT								

**NOTE**

- All parameters NOT specially mentioned are measured at 230VAC input, rated load and 25°C of ambient temperature.
- Ripple & noise are measured at 20MHz of bandwidth by using a 12" twisted pair-wire terminated with a 0.1µf & 47µf parallel capacitor.
- Tolerance : includes set up tolerance, line regulation and load regulation.
- The ambient temperature derating of 3.5°C/1000m with fanless models and of 5°C/1000m with fan models for operating altitude higher than 2000m(6500ft).
- When the input voltage is 230VAC, delivers EMI Class B for radiated emission for the power supply; When the input voltage is 110VAC, delivers EMI Class A for radiated emission for the power supply.
- Harmonic current test at 70% load .
- The power supply is considered as an independent unit, but the final equipment still need to re-confirm that the whole system complies with the EMC directives. For guidance on how to perform these EMC tests, please refer to "EMI testing of component power supplies." (as available on <http://www.meanwell.com>)

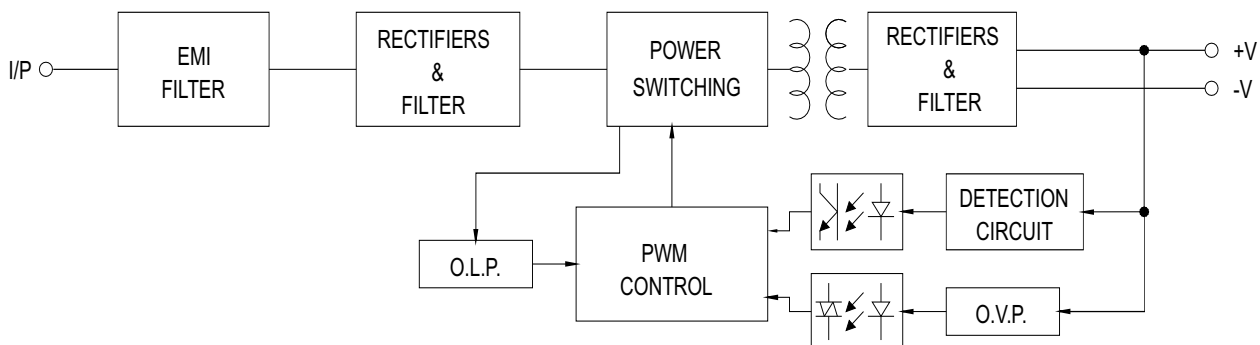
※ Product Liability Disclaimer : For detailed information, please refer to <https://www.meanwell.com/serviceDisclaimer.aspx>



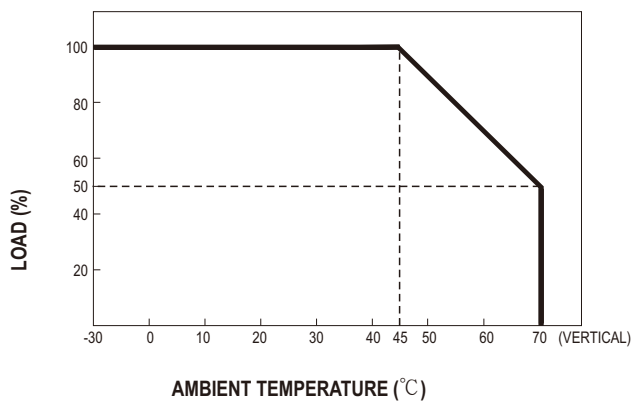
150W Ultra Slim Step Shape DIN Rail

**HDR-150** series

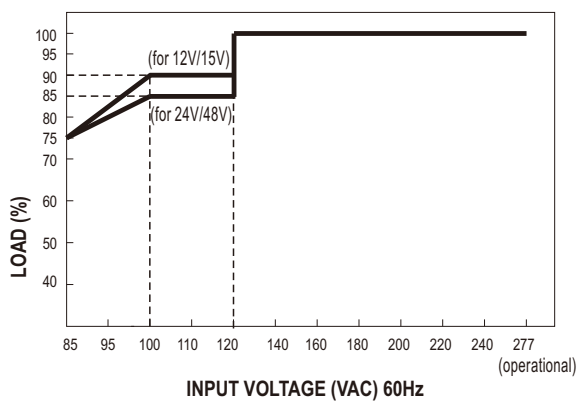
■ Block Diagram



■ Derating Curve VS Ambient Temperature



■ Output Derating VS Input Voltage



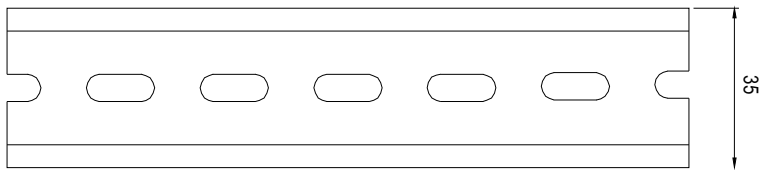
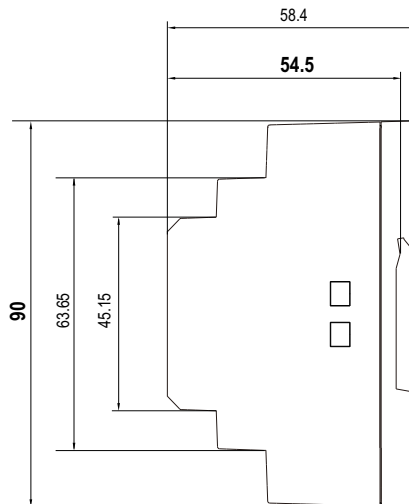
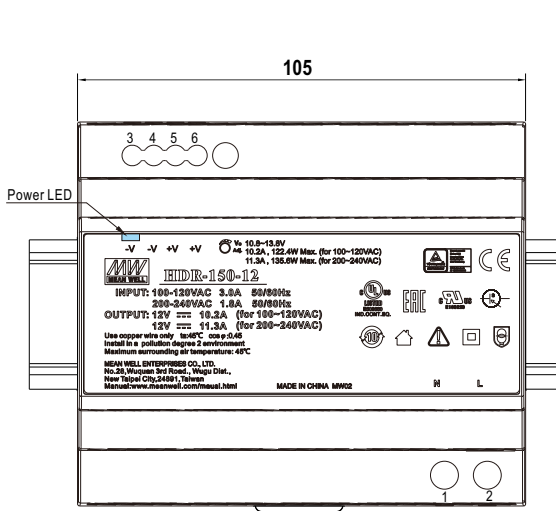


## 150W Ultra Slim Step Shape DIN Rail

# HDR-150 series

### Mechanical Specification

(Unit: mm , tolerance  $\pm 0.5\text{mm}$ )



ADMISSIBLE DIN-RAIL: TS35/7.5 OR TS35/15

### Terminal Pin No. Assignment

Pin No.	Assignment	Pin No.	Assignment
1	AC/N	3,4	-V
2	AC/L	5,6	+V

### Installation Manual

Please refer to : <http://www.meanwell.com/manual.html>