



75W Single Output with PFC Function

ELP-75 series



■ Features :

- Universal AC input / Full range
- Built-in active PFC function, PF>0.95
- High efficiency up to 90%
- Protections: Short circuit / Overload / Over voltage
- Cooling by free air convection
- 1U low profile
- LED indicator for power on
- No load power consumption<0.5W
- 3 years warranty

User's Manual



■ GTIN CODE

MW Search: <https://www.meanwell.com/serviceGTIN.aspx>



SPECIFICATION

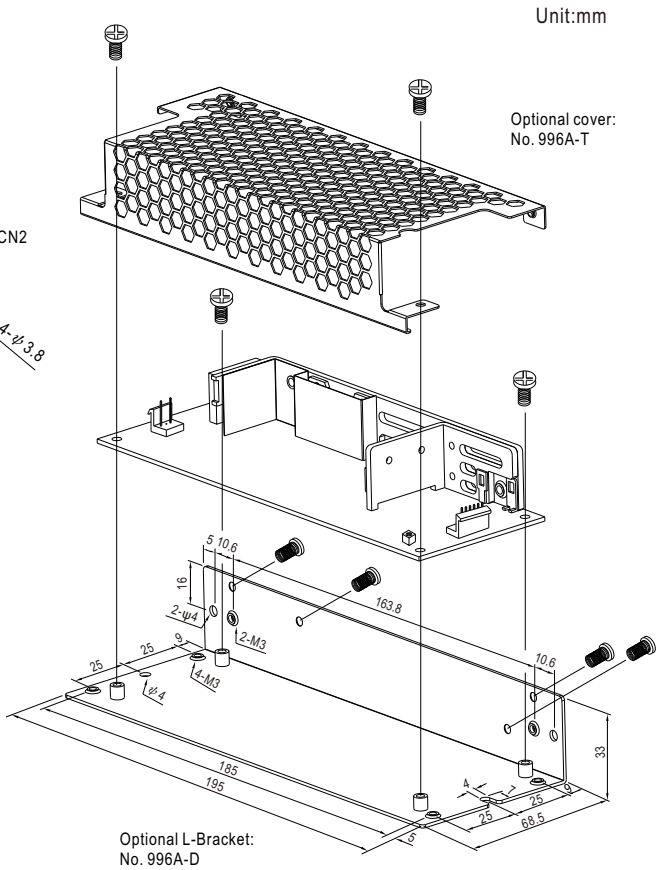
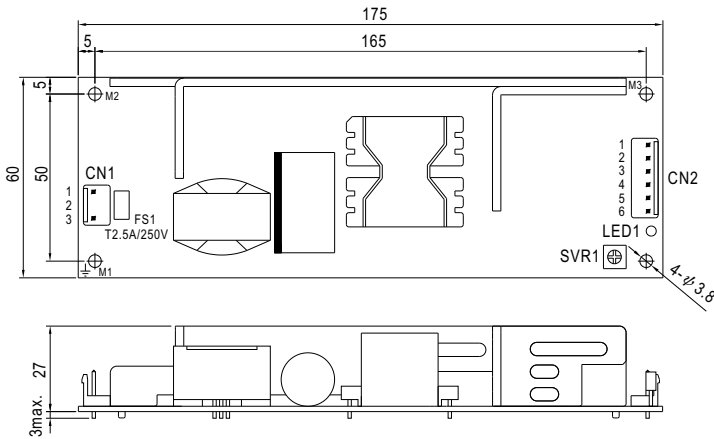
MODEL	ELP-75-3.3	ELP-75-5	ELP-75-12	ELP-75-15	ELP-75-24	ELP-75-36	ELP-75-48		
OUTPUT	DC VOLTAGE	3.3V	5V	12V	15V	24V	36V	48V	
	RATED CURRENT	15A	15A	6.25A	5A	3.15A	2.1A	1.6A	
	CURRENT RANGE	0 ~ 15A	0 ~ 15A	0 ~ 6.25A	0 ~ 5A	0 ~ 3.15A	0 ~ 2.1A	0 ~ 1.6A	
	RATED POWER	49.5W	75W	75W	75W	75.6W	75.6W	76.8W	
	RIPPLE & NOISE (max.) Note.2	80mVp-p	80mVp-p	120mVp-p	150mVp-p	240mVp-p	280mVp-p	300mVp-p	
	VOLTAGE ADJ. RANGE	3 ~ 3.6V	4.75 ~ 5.5V	10.8 ~ 13.2V	13.5 ~ 16.5V	21.6 ~ 26.4V	32.4 ~ 39.6V	43.2 ~ 52.8V	
	VOLTAGE TOLERANCE Note.3	±3.0%	±2.0%	±2.0%	±2.0%	±1.0%	±1.0%	±1.0%	
	LINE REGULATION	±0.5%	±0.5%	±0.5%	±0.5%	±0.5%	±0.5%	±0.5%	
	LOAD REGULATION	±2.0%	±1.5%	±1.0%	±1.0%	±1.0%	±1.0%	±1.0%	
	SETUP, RISE TIME	2500ms, 50ms/230VAC 2500ms, 50ms/115VAC at full load							
HOLD UP TIME (Typ.)	20ms/230VAC 20ms/115VAC at full load								
INPUT	VOLTAGE RANGE Note.6	90 ~ 264VAC 127 ~ 370VDC							
	FREQUENCY RANGE	47 ~ 63Hz							
	POWER FACTOR (Typ.) Note.5	3.3V: PF>0.91/230VAC		5V~48V: PF>0.95/230VAC		PF>0.98/115VAC at full load			
	EFFICIENCY (Typ.)	80%	82%	89%	90%	90%	90%	90%	
	AC CURRENT (Typ.)	1.8A/115VAC		1 A/230VAC					
	INRUSH CURRENT (Typ.)	COLD START 60A/230VAC							
	LEAKAGE CURRENT	<1mA/240VAC							
PROTECTION	OVER LOAD	105 ~ 150% rated output power Protection type : Hiccup mode, recovers automatically after fault condition is removed							
	OVER VOLTAGE	3.7 ~ 4.45V	5.6 ~ 6.75V	13.8 ~ 16.2V	17.25 ~ 20.25V	27.6 ~ 32.4V	39.7 ~ 46.8V	53.3 ~ 64.8V	
ENVIRONMENT	WORKING TEMP.	-30 ~ +70°C (Refer to "Derating Curve")							
	WORKING HUMIDITY	20 ~ 90% RH non-condensing							
	STORAGE TEMP., HUMIDITY	-40 ~ +85°C, 10 ~ 95% RH							
	TEMP. COEFFICIENT	±0.03%/°C(0 ~ 50°C)							
	VIBRATION	10 ~ 500Hz, 2G 10min./1cycle, period for 60min. each along X, Y, Z axes							
SAFETY & EMC (Note 4)	SAFETY STANDARDS	UL62368-1, TUV BS EN/EN62368-1, EAC TP TC 004 approved							
	WITHSTAND VOLTAGE	I/P-O/P:3KVAC		I/P-FG:2KVAC		O/P-FG:0.5KVAC			
	ISOLATION RESISTANCE	I/P-O/P, I/P-FG, O/P-FG:100M Ohms / 500VDC/ 500VDC / 25°C/ 70% RH							
	EMC EMISSION	Compliance to BS EN/EN55032 (CISPR32) Class B, BS EN/EN61000-3-2,-3, EAC TP TC 020							
OTHERS	EMC IMMUNITY	Compliance to BS EN/EN61000-4-2,3,4,5,6,8,11; BS EN/EN55024, heavy industry level, EAC TP TC 020							
	MTBF	2229.2K hrs min. Telcordia SR-332 (Bellcore) ; 345.3K hrs min.		MIL-HDBK-217F (25°C)					
	DIMENSION	PCB:175*60*27mm (L*W*H) with optional CASE:195*68.5*33mm (L*W*H)							
	PACKING	PCB:0.25Kg; 48pcs/13Kg/0.96CUFT with optional CASE:0.54Kg; 25pcs/14.5Kg/0.7CUFT							
NOTE	<ol style="list-style-type: none"> 1. All parameters NOT specially mentioned are measured at 230VAC input, rated load and 25°C of ambient temperature. 2. Ripple & noise are measured at 20MHz of bandwidth by using a 12" twisted pair-wire terminated with a 0.1uf & 47uf parallel capacitor. 3. Tolerance : includes set up tolerance, line regulation and load regulation. 4. The power supply is considered a component which will be installed into a final equipment. All the EMC tests are been executed by mounting the unit on a 360mm*360mm metal plate with 1mm of thickness. The final equipment must be re-confirmed that it still meets EMC directives. For guidance on how to perform these EMC tests, please refer to "EMI testing of component power supplies." (as available on http://www.meanwell.com) 5. 3.3V PF>0.92/230VAC, others PF>0.95/230VAC. 6. Derating may be needed under low input voltage. Please check the derating curve for more details. 7. The ambient temperature derating of 3.5°C/1000m with fanless models and of 5°C/1000m with fan models for operating altitude higher than 2000m(6500ft). <p>※ Product Liability Disclaimer : For detailed information, please refer to https://www.meanwell.com/serviceDisclaimer.aspx</p>								



75W Single Output with PFC Function

ELP-75 series

Mechanical Specification



Unit:mm

Optional cover:
No. 996A-T

Optional L-Bracket:
No. 996A-D

AC Input Connector (CN1) : JST B3P-VH or equivalent

Pin No.	Assignment	Mating Housing	Terminal
1	AC/L	JST VHR or equivalent	JST SVH-21T-P1.1 or equivalent
2	No Pin		
3	AC/N		

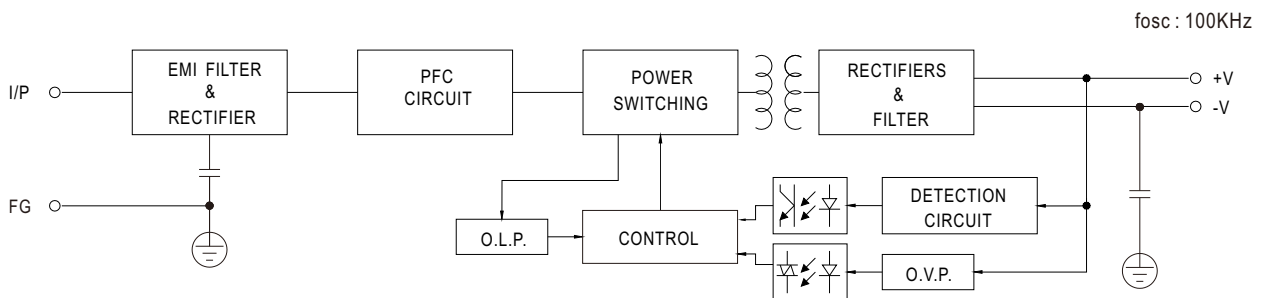
DC Output Connector (CN2) : JST B6P-VH or equivalent

Pin No.	Assignment	Mating Housing	Terminal
1,2,3	-V	JST VHR or equivalent	JST SVH-21T-P1.1 or equivalent
4,5,6	+V		

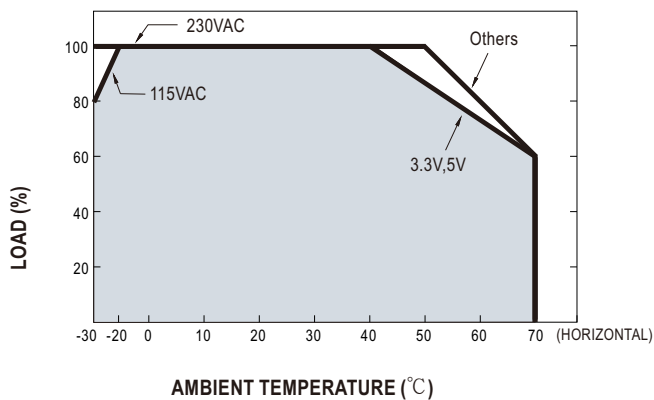
⊕ : Grounding Required

1.M1 is safety ground. For better EMC performance, Please secure an electrical connection between M1, M2, M3, and chassis grounding

Block Diagram



Output Derating



Output Derating VS Input Voltage

