


AIC SERIES
3 Watts
KEY FEATURES

- Switching Power Module for PCB Mountable
- Fully Encapsulated Plastic Case
- Universal Input Range 90-264VAC, 47-63 Hz
- Low Ripple and Noise
- Isolation Class II
- Maximum No-Load Watts < 0.3W
- CE , UL Approval
- 3-Year Product Warranty


ELECTRICAL SPECIFICATIONS

All specifications valid at normal input voltage, full load and +25°C after warm-up time unless otherwise stated.

Model No.	AIC-3.3S	AIC-5S	AIC-9S	AIC-12S	AIC-15S	AIC-24S
Max Output Wattage (W)	2.97W	3W	3W	3W	3W	3W
Input	Voltage					
	90-264 VAC or 120-370 VDC					
	Frequency (Hz)					
	47-63 Hz					
	Current (Full load)					
	75 mA max. (115 VAC) / 55 mA max. (230 VAC)					
Inrush Current (<500us)						
20 A max. (115 VAC) / 50 A max. (230 VAC)						
Leakage Current						
0.25 mA max.						
External Fuse (recommend)						
3.15 A slow blow type						
Output	Voltage (V.DC.)					
	3.3V	5V	9V	12V	15V	24V
	Voltage Accuracy					
	±10%					
	Current (mA) max					
	900	600	333	250	200	125
	Line Regulation (LL-HL) (typ.)					
	±5%					
	Load Regulation (0-100%) (typ.)					
	±5%					
Minimum Load						
0%						
Maximum Capacitive Load (at 230VAC)						
14000uF	8000uF	3200uF	1500uF	1000uF	470uF	
Ripple & Noise (Vp-p) max						
<250mV						
Efficiency						
69%	71%	76%	76%	76%	77%	
Hold-up Time						
15 ms min.						
Protection	Over Power Protection					
	Hiccup technique, auto-recovery					
	Over Voltage Protection					
Zener diode clamp						
Short Circuit Protection						
Hiccup mode, indefinite (automatic recovery)						
Isolation	Input-Output (V.AC)					
3750V						
Environment	Operating Temperature					
	-40°C...+85°C (with derating)					
	Storage Temperature					
	-40°C...+85°C					
	Temperature Coefficient					
±0.02%/°C						
Humidity						
95% RH						
MTBF						
>650,000 h @ 25°C (MIL-HDBK-217F)						
Physical	Dimensions (L x W x H)					
	1.41 x 0.75 x 0.86 Inches (35.7 x 19.0 x 22.0 mm) Tolerance ±0.5 mm					
	Case Material					
	Plastic resin (flammability to UL 94V-0)					
Weight						
26 g						
Cooling Method						
Free air convection						
Safety	Agency Approvals					
UL, cUL, CE						
EMC	EMI (Conducted & Radiated Emission)					
	EN 55032 class B					
EMS (Noise Immunity)						
EN 55024						

AIC SERIES

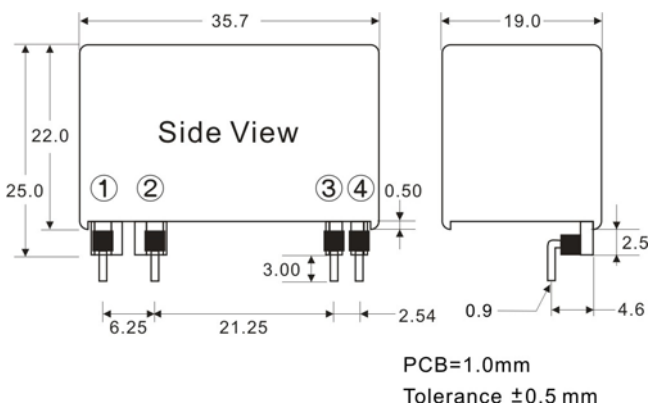
3 Watts

NOTE

1. Ripple & Noise are measured at 20MHz of bandwidth with 0.1uF & 47uF parallel capacitor.
2. It's necessary Varistor 14S471K at L / N input side in parallel.
3. It's necessary 10R / 15φ thermistor at L input side in series connection.
4. Please refer to our PDF file "AC-DC Application" on our website: www.archcorp.com.tw

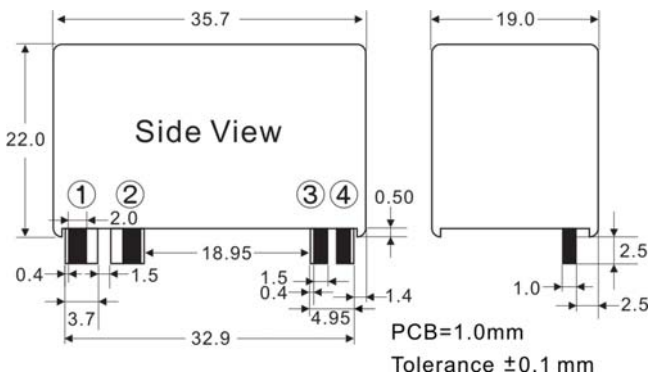
MECHANICAL DIMENSIONS

A Type

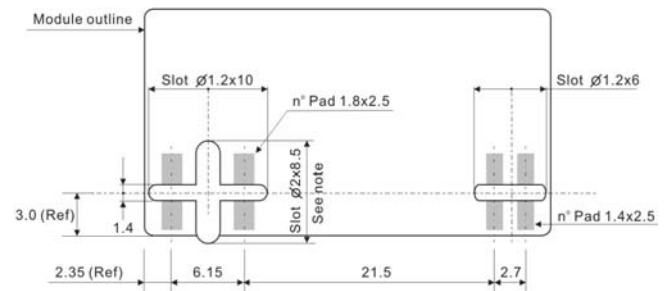


PIN#	Single
1	AC IN (L)
2	AC IN (N)
3	+DC OUT
4	-DC OUT

B Type



PCB Footprint- Bottom Side View



Note:
 The 2x8.5mm slot is not mandatory
 This slot is useful when high creepage PCB tracks is required

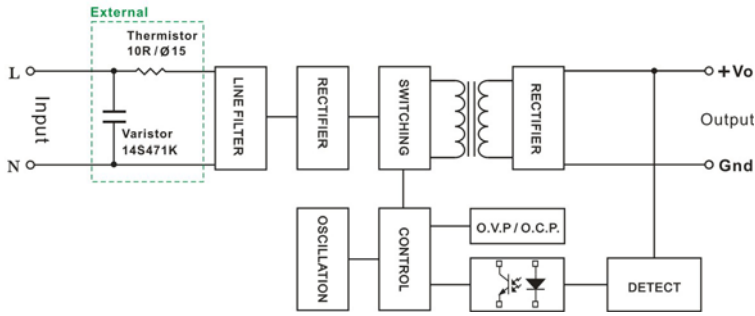
PIN#	Single
1	AC IN (L)
2	AC IN (N)
3	+DC OUT
4	-DC OUT

AIC SERIES

3 Watts

BLOCK DIAGRAM

Single Output



DERATING

